3

CASSETTI, ACCESSORI E GUIDE

DRAWERS, ACCESSORIES AND SLIDES

3.1 Cassetti per cucina e bagno

Cassetto Concept

3.09 Cassetto Concept
3.11 Componenti Concept
3.14 Accessori per cassetto interno
3.16 Accessori Concept

Cassetto Slim

3.25 Cassetto Slim
3.30 Accessori per cassetto interno
3.32 Accessori Slim

Cassetto Vantage-Q

3.42 Cassetto Vantage-Q
3.43 Componenti Vantage-Q
3.45 Composizione astine quadrate
3.49 Composizione astine tonde
3.52 Accessori Vantage-Q

Cassetto Ultrabox

3.58 Cassetto Ultrabox
3.59 Accessori Ultrabox

3.1 Drawers for kitchen and bathroom

Concept drawer

3.09 Concept drawer
3.11 Concept components
3.14 Accessories for inner drawer
3.16 Concept accessories

Slim drawer

3.25 Slim drawer
3.30 Accessories for inner drawer
3.32 Slim accessories

Vantage-Q drawer

3.42 Vantage-Q drawer
3.43 Vantage-Q components
3.45 Compositions square railing
3.49 Compositions round railing
3.52 Vantage-Q accessories

Ultrabox drawer

3.58 Ultrabox drawer
3.59 Ultrabox accessories

3.2 Guide per cassetti

3.66 Guide a scomparsa Silver
3.70 Guide a scomparsa Slippe
3.77 Guide a rullo T30
3.79 Accessori per guide a rullo T30
3.81 Guide a sfere

3.2 Drawer slides

3.66 Silver concealed runners
3.70 Slippe concealed runners
3.77 T30 roller slides
3.79 Accessories for T30 roller slides
3.81 Ball bearing slides

3.3 Cassetti per ufficio, elementi e accessori multimediali

Cassetti e schedario Paddock

3.90 Cassetto Padplast
3.97 Schedario Padframe
3.99 Accessori Paddock

Accessori multimediali

3.101 Guide porta tastiera
3.103 Passacavi
3.106 Supporti e piattaforme per TV

3.3 Drawers for office, elements and multimedia accessories

Paddock drawers and filing drawers

3.90 Padplast drawer
3.97 Padframe filing drawer
3.99 Paddock accessories

Multimedia accessories

3.101 Extending keyboard shelf runners
3.103 Cable organizers
3.106 Supports and platforms for TV

3.1
03/62

CASSETTI PER CUCINA E BAGNO

Cassetto Concept

3.09 Cassetto Concept
3.11 Componenti Concept
3.14 Accessori per cassetto interno
3.16 Accessori Concept

Cassetto Slim

3.25 Cassetto Slim
3.30 Accessori per cassetto interno
3.32 Accessori Slim

Cassetto Vantage-Q

3.42 Cassetto Vantage-Q
3.43 Componenti Vantage-Q
3.45 Composizione astine quadrate
3.49 Composizione astine tonde
3.52 Accessori Vantage-Q

Cassetto Ultrabox

3.58 Cassetto Ultrabox
3.59 Accessori Ultrabox

DRAWERS FOR KITCHEN AND BATHROOM

Concept drawer

3.09 Concept drawer
3.11 Concept components
3.14 Accessories for inner drawer
3.16 Concept accessories

Slim drawer

3.25 Slim drawer
3.30 Accessories for inner drawer
3.32 Slim accessories

Vantage-Q drawer

3.42 Vantage-Q drawer
3.43 Vantage-Q components
3.45 Compositions square railing
3.49 Compositions round railing
3.52 Vantage-Q accessories

Ultrabox drawer

3.58 Ultrabox drawer
3.59 Ultrabox accessories

concept

- Disponibile in 3 altezze di cassetto, H = 105, 138 e 185 mm.
- Guida ad estrazione totale con sistema di chiusura ammortizzato.
- Portata 30 kg.
- Scorrimento fluido e silenzioso.
- Sponda cassetto in ferro verniciato color bianco satinato (RAL 9003) e grigia antracite (RAL 7043).
- Spessore del fondo e della schiena 16 mm.
- Regolazione orizzontale del frontalino mediante vite laterale ± 1,5 mm.
- Regolazione verticale del frontalino mediante eccentrico ± 2 mm.

- The drawer comes in 3 height, H = 105, 138 and 185 mm.
- Runner with total extraction system and cushioned self-closing.
- Maximum load capacity 30 kg.
- Smooth and quiet glide.
- Steel sides painted in epoxi and white satin (RAL 9003) and grey anthracite (RAL 7043).
- Thickness of bottom and back 16 mm.
- Front horizontal regulation by ± 1,5 mm lateral screw.
- Front vertical regulation ±2 mm eccentric screw.

INFORMAZIONI CASSETTO CONCEPT / CONCEPT DRAWER INFORMATION

SLOW

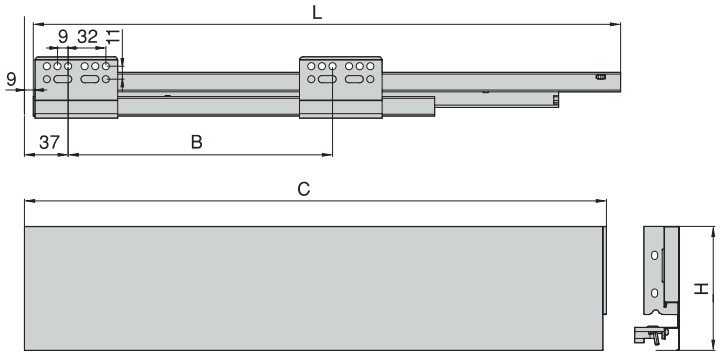

105 138 185

H	Prof.	L	B	C
105 138 185	270	268	96	263
	300	298	128	293
	350	348	128	343
	400	398	192	393
	450	448	224	443
	500	498	224	493

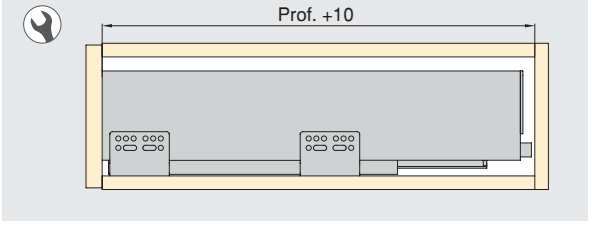

105

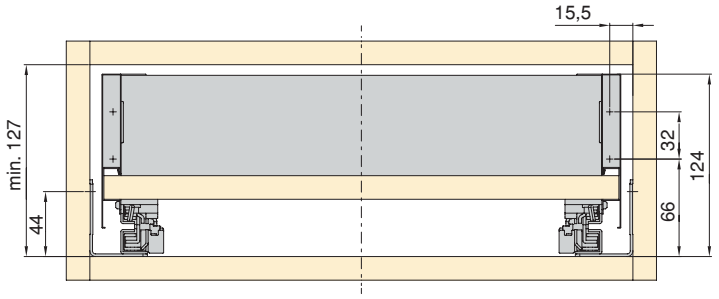

138

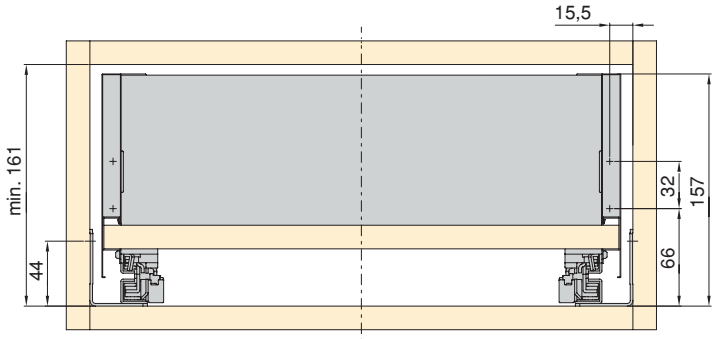

185

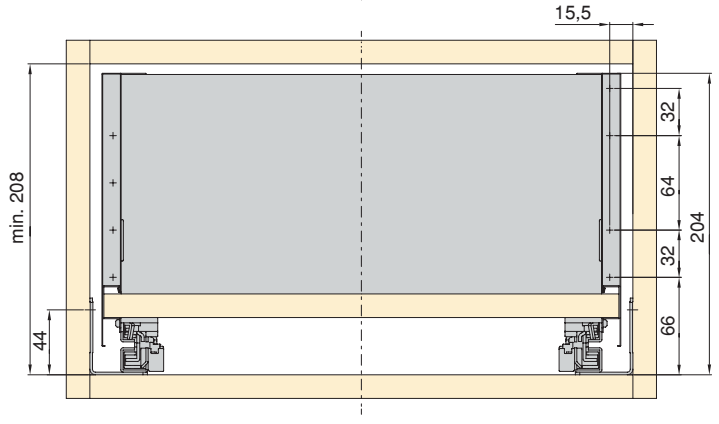

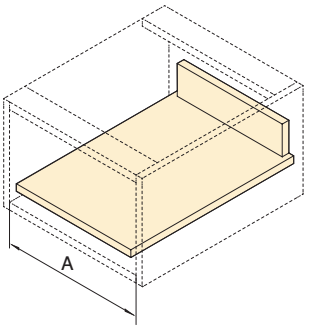

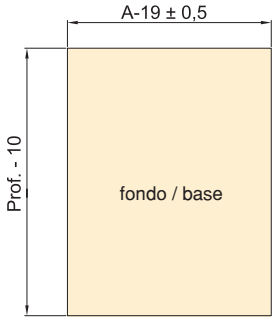

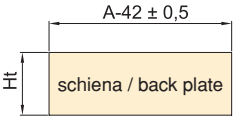

Prof.	Ht
105	68
138	102
185	149

INFORMAZIONI CASSETTO CONCEPT / CONCEPT DRAWER INFORMATION

1

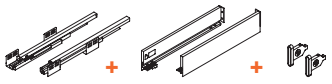

Prof.	SLOW Max. 30 kg
270	31000 12 35
300	31001 12 35
350	31002 12 35
400	31003 12 35
450	31004 12 35
500	31005 12 35

2

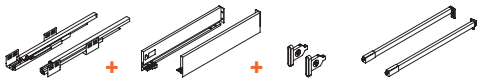

Prof.	SLOW Max. 30 kg	
270	31000 12 35	31106 12 35
300	31001 12 35	31101 12 35
350	31002 12 35	31102 12 35
400	31003 12 35	31103 12 35
450	31004 12 35	31104 12 35
500	31005 12 35	31105 12 35

3

Prof.	SLOW Max. 30 kg		
270	31000 12 35	31130 15 23	31133 12 35
300	31001 12 35		
350	31002 12 35		
400	31003 12 35		
450	31004 12 35		
500	31005 12 35		

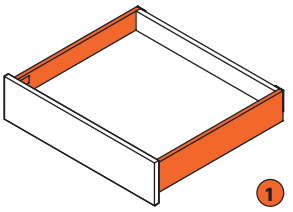

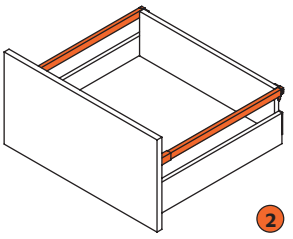

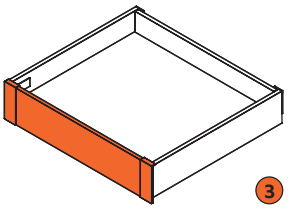

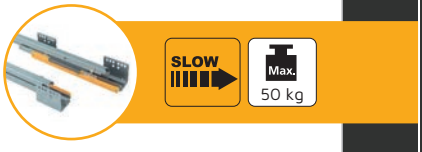

INFORMAZIONI CASSETTO CONCEPT / CONCEPT DRAWER INFORMATION

1

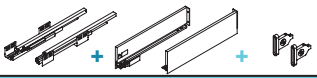

Prof.	SLOW Max. 30 kg
270	31006 12 35
300	31007 12 35
350	31008 12 35
400	31009 12 35
450	31010 12 35
500	31011 12 35

138

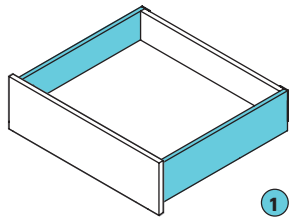

1

2

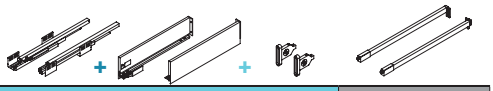

Prof.	SLOW Max. 30 kg	
270	31006 12 35	31106 12 35
300	31007 12 35	31101 12 35
350	31008 12 35	31102 12 35
400	31009 12 35	31103 12 35
450	31010 12 35	31104 12 35
500	31011 12 35	31105 12 35

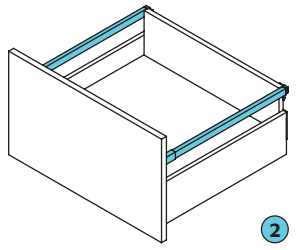

2

3

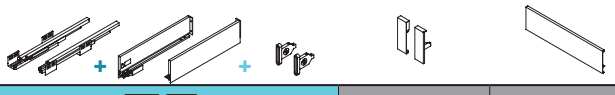

Prof.	SLOW Max. 30 kg		
270	31006 12 35	31131 15 23	31133 12 35
300	31007 12 35		
350	31008 12 35		
400	31009 12 35		
450	31010 12 35		
500	31011 12 35		

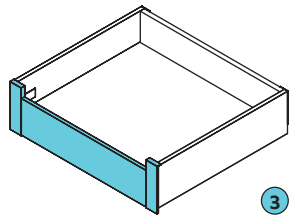

3

185

1

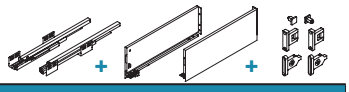

Prof.	SLOW Max. 30 kg
350	31014 12 35
400	31015 12 35
450	31016 12 35
500	31017 12 35

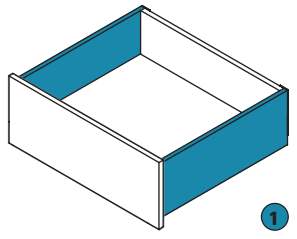

1

2

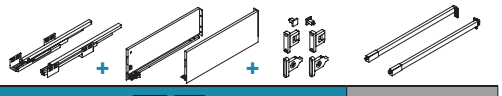

Prof.	SLOW Max. 30 kg	
350	31014 12 35	31102 12 35
400	31015 12 35	31103 12 35
450	31016 12 35	31104 12 35
500	31017 12 35	31105 12 35

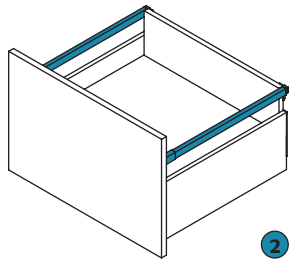

2

3

Prof.	SLOW Max. 30 kg			
350	31014 12 35	31132 15 23	31133 12 35	31134 12 35
400	31015 12 35			
450	31016 12 35			
500	31017 12 35			

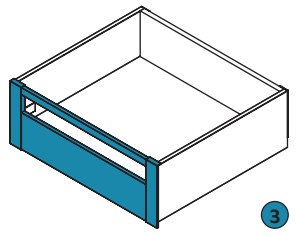

3

CASSETTO CONCEPT
CONCEPT DRAWER

Cassetto esterno Concept 105 mm con chiusura soft
Concept 105 mm exterior drawer with soft close

KIT

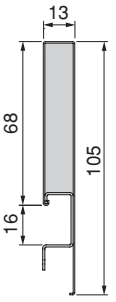

Prof. Depth	Cod.			
270	**31000**	**12**	**35**	1
300	**31001**	**12**	**35**	1
350	**31002**	**12**	**35**	1
400	**31003**	**12**	**35**	1
450	**31004**	**12**	**35**	1
500	**31005**	**12**	**35**	1

Acciaio / Steel

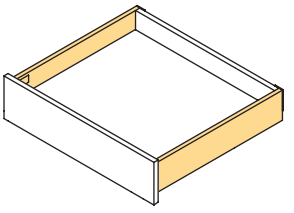

- Il codice include tutti gli elementi per il montaggio di un cassetto esterno ad eccezione del frontale, la schiena ed il fondo.
- Include guide, fianco, coppia di agganci frontali per cassetto esterno e kit agganci posteriori.

- The code includes all the elements for the assembly of an exterior drawer except the front, back and bottom.
- Includes slides, metal sides, kit of front clip for external drawer and set of back fittings for drawer.

Cassetto esterno Concept 138 mm con chiusura soft
Concept 138 mm exterior drawer with soft close

KIT

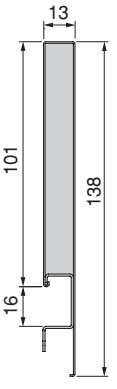

Prof. Depth	Cod.			
270	**31006**	**12**	**35**	1
300	**31007**	**12**	**35**	1
350	**31008**	**12**	**35**	1
400	**31009**	**12**	**35**	1
450	**31010**	**12**	**35**	1
500	**31011**	**12**	**35**	1

Acciaio / Steel

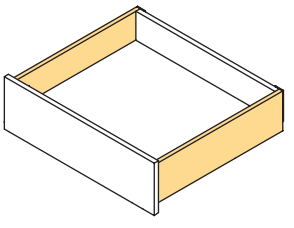

- Il codice include tutti gli elementi per il montaggio di un cassetto esterno ad eccezione del frontale, la schiena ed il fondo.
- Include guide, fianco, coppia di agganci frontali per cassetto esterno e kit agganci posteriori.

- The code includes all the elements for the assembly of an exterior drawer except the front, back and bottom.
- Includes slides, metal sides, kit of front clip for external drawer and set of back fittings for drawer.

CONFIGURATORE
CONFIGURATION
www.emuca.com

Cassetto esterno Concept 185 mm con chiusura soft

Concept 185 mm exterior drawer with soft close

KIT

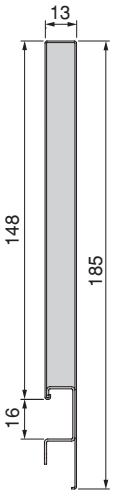

Prof. Depth	Cod.			
350	**31014**	**12**	**35**	1
400	**31015**	**12**	**35**	1
450	**31016**	**12**	**35**	1
500	**31017**	**12**	**35**	1

Acciaio / Steel

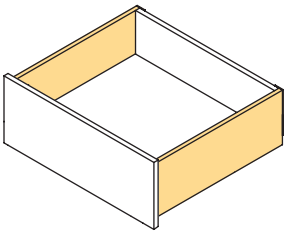

- Il codice include tutti gli elementi per il montaggio di un cassetto esterno ad eccezione del frontale, la schiena ed il fondo.
- Include guide, fianco, coppia di agganci frontali per cassetto esterno e kit agganci posteriori.

- The code includes all the elements for the assembly of an exterior drawer except the front, back and bottom.
- Includes slides, metal sides, kit of front clip for external drawer and set of back fittings for drawer.

Drawled 5

www.emuca.com

COMPONENTI CONCEPT
CONCEPT COMPONENTS

Fianchi Concept 105 mm
Concept 105 mm sides

105

Prof. Depth	Sinistra Left Cod.			Destra Right Cod.			
350	**31067**	**12**	**35**	**31060**	**12**	**35**	20
450	**31069**	**12**	**35**	**31063**	**12**	**35**	20
500	**31070**	**12**	**35**	**31063**	**12**	**35**	20

Acciaio / Steel

Fianchi Concept 138 mm
Concept 138 mm sides

138

Prof. Depth	Sinistra Left Cod.			Destra Right Cod.			
350	**31081**	**12**	**35**	**31074**	**12**	**35**	20
450	**31083**	**12**	**35**	**31076**	**12**	**35**	20
500	**31084**	**12**	**35**	**31077**	**12**	**35**	20

Acciaio / Steel

Fianchi Concept 185 mm
Concept 185 mm sides

185

Prof. Depth	Sinistra Left Cod.			Destra Right Cod.			
450	**31097**	**12**	**35**	**31090**	**12**	**35**	20
500	**31098**	**12**	**35**	**31091**	**12**	**35**	20

Acciaio / Steel

05 | Zincato bianco / Zinc plated
12 | Verniciato bianco / White painted
35 | Grigio antracite / Grey painted

Coppia di agganci 105 e 138 mm

Kit of clips 105 and 138 mm

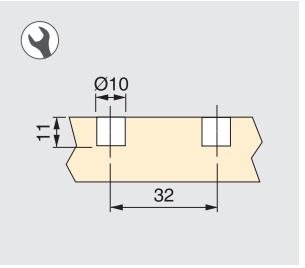

Descrizione Description	Cod.		
Per vite Screw-on	**31040**	**05**	100
A pressione Knock-in	**31041**	**05**	100

Acciaio / Steel

Coppia di agganci 185 mm

Kit of clips 185 mm

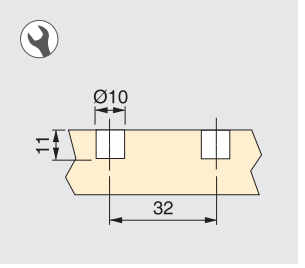

Descrizione Description	Cod.		
Per vite Screw-on	**31042**	**05**	100
A pressione Knock-in	**31043**	**05**	100

Acciaio / Steel

Guide Concept 30 kg con chiusura soft

Concept 30 kg slides with soft close

Destra / Right

Sinistra / Left

Prof. Depth	Sinistra Left Cod.		Destra Right Cod.		
350	**31053**	**05**	**31046**	**05**	20
450	**31055**	**05**	**31048**	**05**	20
500	**31056**	**05**	**31049**	**05**	20

Acciaio / Steel

Coppia di guide Concept 50 kg con chiusura soft

NEW

Kit of Concept 50 kg slides with soft close

Prof. Depth	Cod.		
350	**31150**	**05**	4
450	**31151**	**05**	4
500	**31152**	**05**	4

Acciaio / Steel

Coppia di astine

Kit of lateral railing

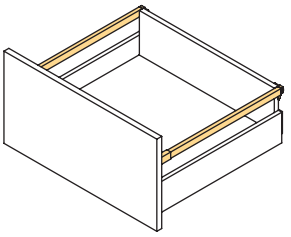

Prof. Depth	Cod.			
270	**31106**	**12**	**35**	20
300	**31101**	**12**	**35**	20
350	**31102**	**12**	**35**	20
400	**31103**	**12**	**35**	20
450	**31104**	**12**	**35**	20
500	**31105**	**12**	**35**	20

Acciaio / Steel

Aggancio frontale per astina con montaggio a vite

Screw-on front fixing for railing

Cod.		
31100	**21**	40

Tecnoplastica / Plastic

- Per frontalini in legno si raccomanda utilizzare viti Ø3,5 mm.
- For timber fronts we recommend Ø3,5 mm screws.

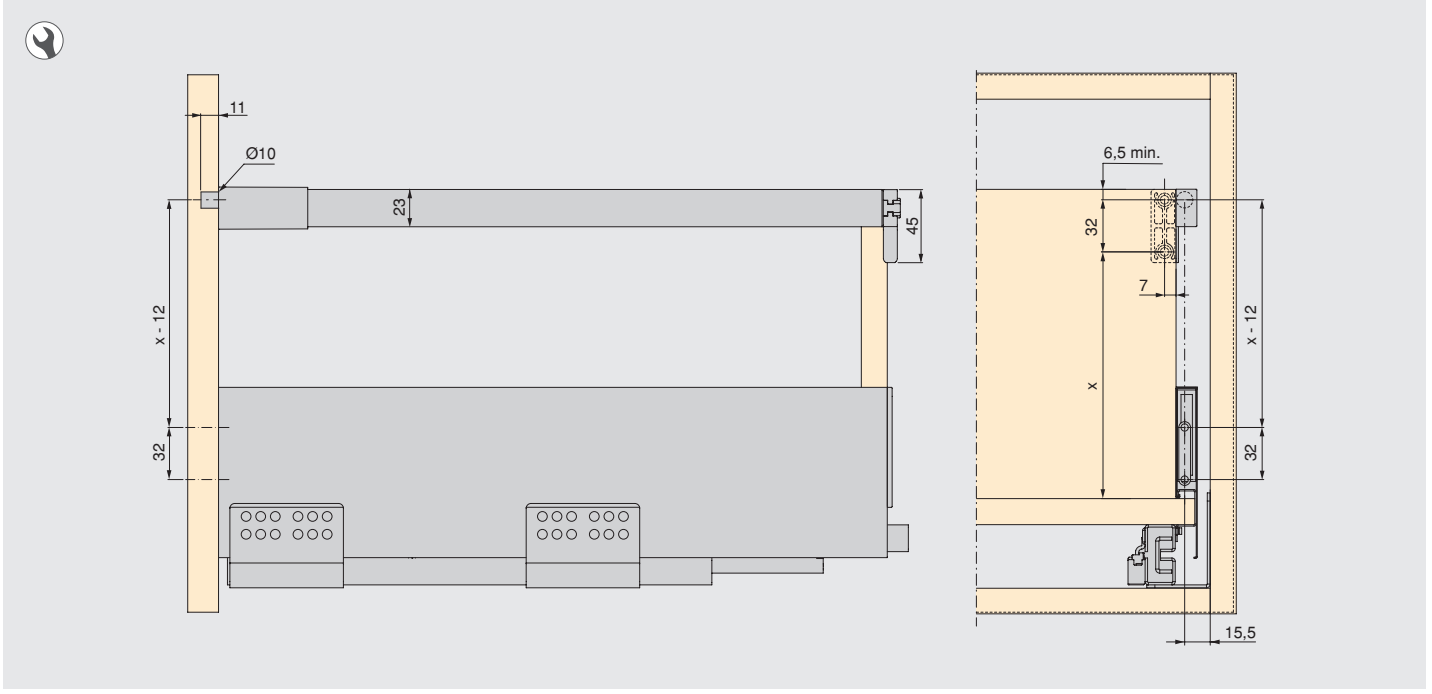

12 | Verniciato bianco / White painted
15 | Plastica bianca / White plastic
21 | Plastica grigia / Grey plastic
23 | Plastica grigio antracite / Anthracite grey plastic
35 | Grigio antracite / Grey painted

ACCESSORI PER CASSETTO INTERNO
ACCESSORIES FOR INNER DRAWER

Coppia di agganci frontali 105 mm
Set of frontal fittings 105 mm

H	Cod.			
105	**31130**	**15**	**23**	4

Tecnoplastica / Plastic

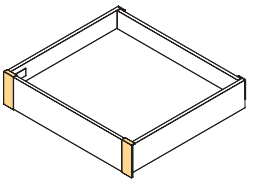

Coppia di agganci frontali 138 mm
Set of frontal fittings 138 mm

H	Cod.			
138	**31131**	**15**	**23**	4

Tecnoplastica / Plastic

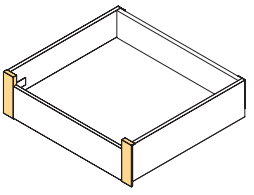

Optima 8

Coppia di agganci frontali 185 mm
Set of frontal fittings 185 mm

H	Cod.			
185	**31132**	**15**	**23**	4

Tecnoplastica / Plastic

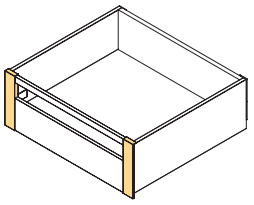

www.emuca.com

Astina frontale 185 mm per cassetto interno

Frontal railing 185 mm for inner drawer

H	L	Cod.			
178	1,10 m	**31134**	**12**	**35**	10

Acciaio / Steel

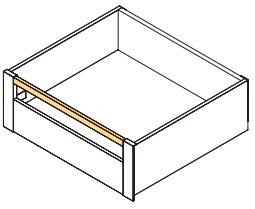



A= Interno modulo
A= Module inner size

Profilo frontale per cassetto interno

Frontal profile for inner drawer

L	Cod.			
1,07 m	**31133**	**12**	**35**	10

Alluminio / Aluminium

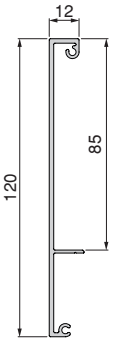

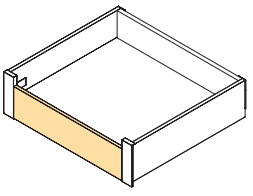



A= Interno modulo
A= Module inner size

12 | Verniciato bianco / White painted
15 | Plastica bianca / White plastic
23 | Plastica grigio antracite / Anthracite grey plastic
35 | Grigio antracite / Grey painted

ACCESSORI CONCEPT
CONCEPT ACCESSORIES

Profilo schiena
Back panel profile

H	Cassetto Drawer	L	Cod.			
68	105	1,12 m	**31110**	**12**	**35**	10
101	138	1,12 m	**31111**	**12**	**35**	10
148	185	1,12 m	**31112**	**12**	**35**	10

Alluminio / Aluminium

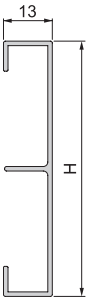

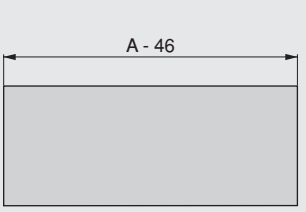

A= Interno modulo
A= Module inner size

Kit agganci posteriori per profilo schiena
Set of back fittings for back panel profile

Cassetto Drawer	Cod.			
105	**31113**	**15**	**23**	10
138	**31114**	**15**	**23**	10
185	**31115**	**15**	**23**	10

Tecnoplastica / Plastic

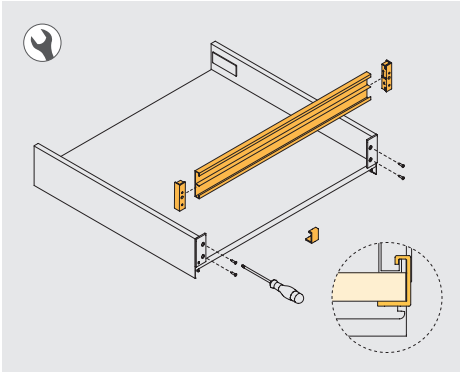

www.emuca.com

Distanziale laterale
Lateral spacers

Cod.			
41941	**15**	**23**	8

Tecnoplastica / Plastic

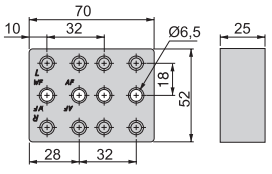

- Permette di montaggio con porte incernierate.
- Allows assembly with hinged doors.

Per il montaggio della guida si raccomanda l'utilizzo di viti Euro.

For the assembly, we recommend to use Euro screws.

Sagoma di foratura dell'aggancio sul frontalino

Template to fix the clip of the drawer front

Cod.		
31140	**21**	1

Tecnoplastica / Plastic

x2

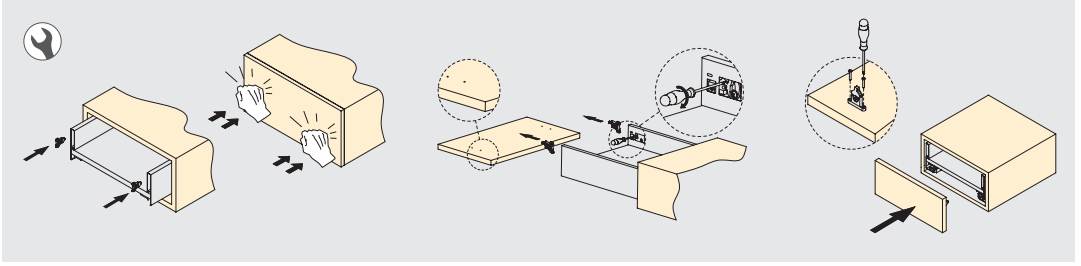

Macchina di montaggio Concept

Concept assembly machine

Descrizione / Description	Cod.		
Macchina / Machine	**41986**	**20**	1
Basamento / Bed plate	**41987**	**20**	1

Acciaio e alluminio / Steel and aluminium

www.emuca.com

- Macchina per il montaggio in serie dei cassetti Concept.
- Macchina semplice da usare, con regolazione facile, per cassetti di differenti misure.
- Blocco automatico del cassetto sulla macchina, montaggio senza necessitá di altri attrezzi.
- Misure cassetti, da 300 a 1.200 mm di larghezza.
- Profonditá fianchi da 270-300-350-400-450-500 mm.
- Utilizzabile per schiene in legno, alluminio, acciaio.
- Peso della macchina circa 120 kg (senza pallet).
- Pressione esercitata 7-8 kgr/cm^2.
- Certificata CE.
- Basamento opzionale.

- Machine for assembling Concept big productions.
- Easy to work with and easy adjustment for different drawer measures.
- Pneumatic profile assembly with no need of tools.
- Drawer widths of 300 to 1.200 mm.
- Drawer depths 270-300-350-400-450-500 mm.
- Valid for wood, aluminium and steel backs.
- Weight of the machine 120 kg (without bed plate).
- Pneumatic system: Air 7-8 kgr/cm^2.
- CE certificated.
- Optional bed plate.

Unione frontalino-fondo Lokbox

Lokbox front-bottom union

Cod.		
30026	**21**	20

Tecnoplastica / Plastic

www.emuca.com

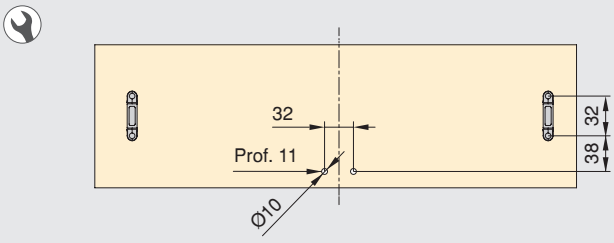

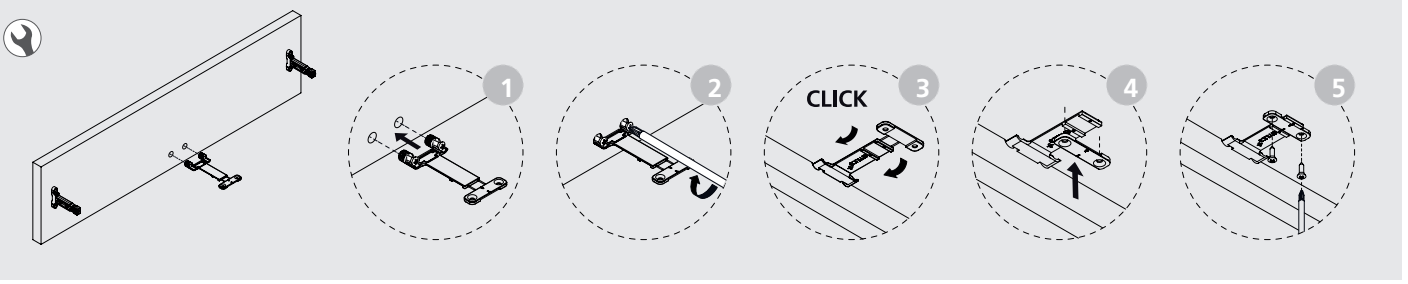

Schiena sagomata in acciaio

Steel under-sink insert

Cod.			
30120	**12**	**35**	6

Alluminio / Aluminium

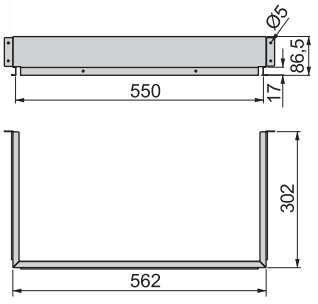

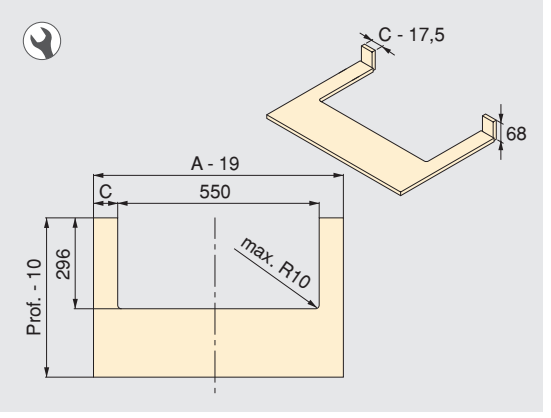

95

Salva sifone rettangolare

Rectangular under-sink insert

Cod.			
30118	**15**	**23**	6

Tecnoplastica / Plastic

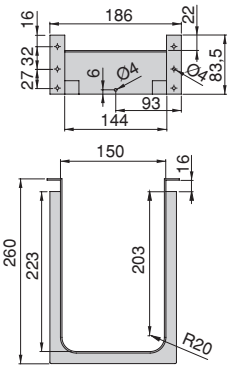

95

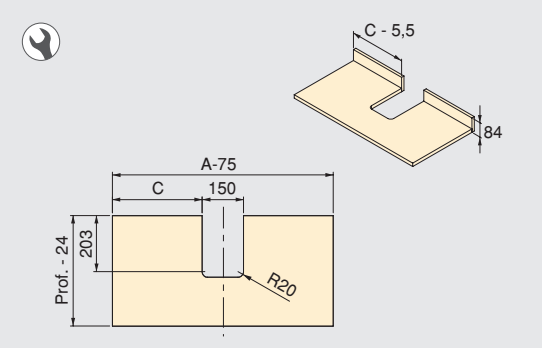

Salva sifone rettangolare con vaschetta

Rectangular under-sink insert with drawer

Cod.			
30114	**15**	**23**	6

Tecnoplastica / Plastic

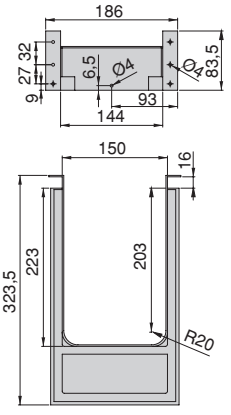

95

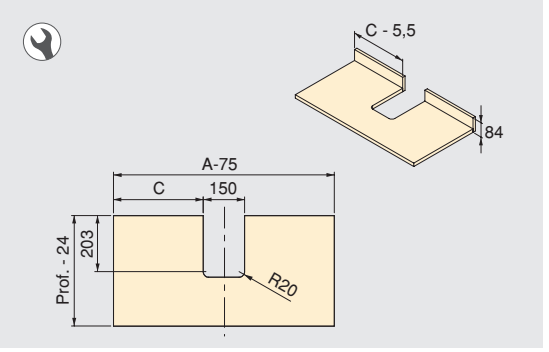

Salva sifone curvo

Curved under-sink insert

Cod.			
30121	**15**	**23**	10
30115	**15**	**23**	80

Tecnoplastica / Plastic



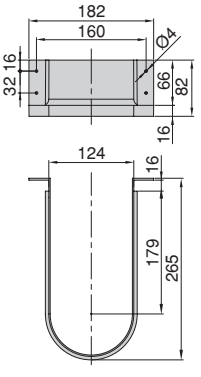

95

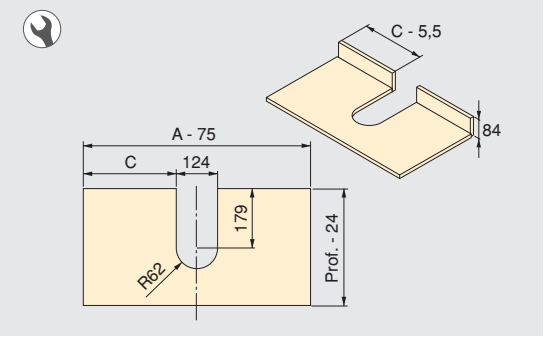

15 | Plastica bianca / White plastic
23 | Plastica grigio antracite / Anthracite grey plastic

BEGINNINGS

slim

- Disponibile in 4 altezze di cassetto, H = 80, 95, 127 e 178 mm.
- Guida ad estrazione totale con sistema di chiusura ammortizzato.
- Portata 40 kg.
- Scorrimento fluido e silenzioso.
- Sponda cassetto in ferro verniciato color bianco satinato (RAL 9003) e grigia antracite (RAL 7043).
- Spessore del fondo e della schiena 16 mm.
- Regolazione orizzontale del frontalino mediante vite laterale ± 1,5 mm.
- Regolazione verticale del frontalino mediante eccentrico ± 2 mm.

- The drawer comes in 4 height, H = 80, 95, 127 and 178 mm.
- Runner with total extraction system and cushioned self-closing.
- Maximum load capacity 40 kg.
- Smooth and quiet glide.
- Steel sides painted in epoxi and white satin (RAL 9003) and grey anthracite (RAL 7043).
- Thickness of bottom and back 16 mm.
- Front horizontal regulation by ± 1,5 mm lateral screw.
- Front vertical regulation ±2 mm eccentric screw.

INFORMAZIONI CASSETTO SLIM / SLIM DRAWER INFORMATION

SLOW
Esterno / interno
Exterior / interior

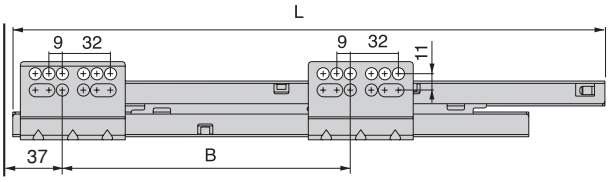

PUSH
Cassetto esterno
Exterior drawer

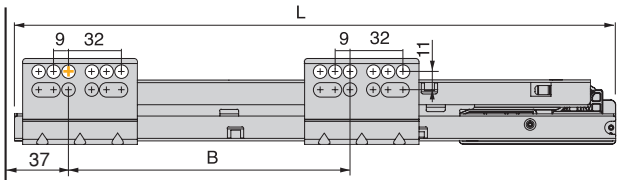

PUSH
Cassetto interno
Interior drawer

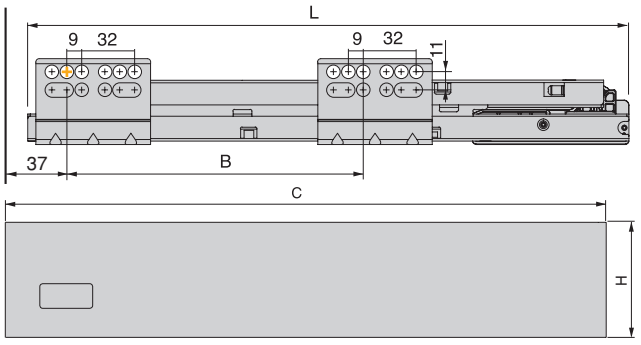

80 95 127 178

H	Prof.	L (SLOW)	L (PUSH)	B	C
80 95 127 178	270	265	-	96	267
	300	295	295	128	297
	350	345	345	128	347
	400	395	395	192	397
	450	445	445	224	447
	500	495	495	224	497

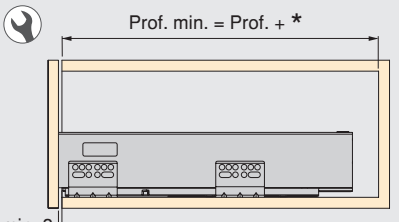

* **3** Cassetto esterno / Exterior drawer
12 Cassetto interno / Interior drawer

80

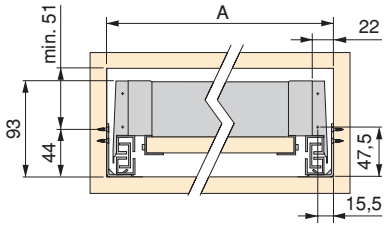

95

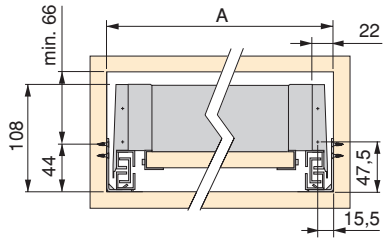

127

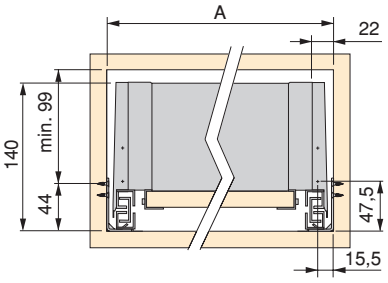

178

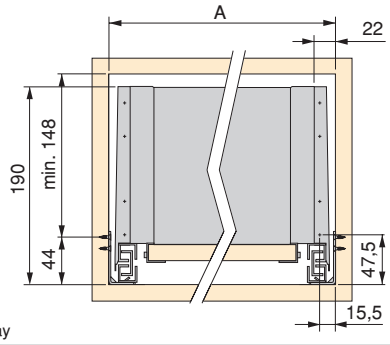

S: Sormonto / Overlay

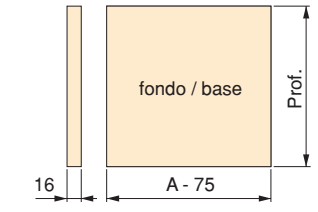

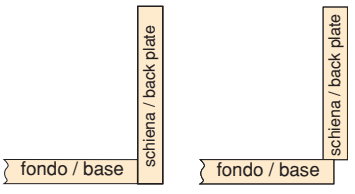

OPZIONE / OPTION	
Prof. - 24	Prof. - 20*

* Opzione per montaggio de schiena legno o alluminio.
* Option to assembly wood back or aluminium.

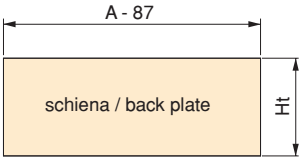

H	OPZIONE / OPTION	
	Ht	Ht
80	69	53
95	84	68
127	116	100
178	167	151

INFORMAZIONI CASSETTO SLIM / SLIM DRAWER INFORMATION

1

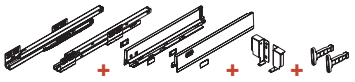

Prof.	SLOW Max. 40 kg
450	30262 12 35
500	30263 12 35

2

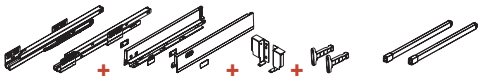

Prof.	SLOW Max. 40 kg		
450	30262 12 35	30282 12 35	30284 15 23
500	30263 12 35	30283 12 35	

3

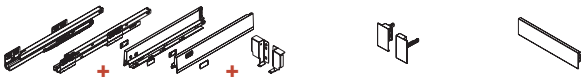

Prof.	SLOW Max. 40 kg		
450	30262 12 35	30251 15 23	30255 12 35
500	30263 12 35		

80

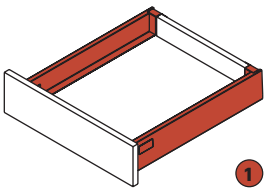

1

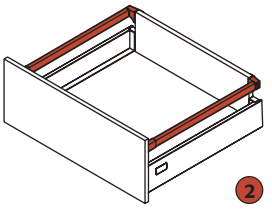

2

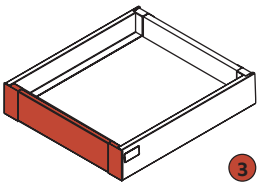

3

1

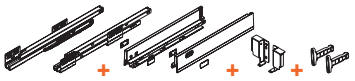

Prof.	SLOW Max. 40 kg	PUSH Max. 40 kg
300	30264 12 35	30550 12 35
350	30265 12 35	30551 12 35
400	30266 12 35	30552 12 35
450	30267 12 35	30553 12 35
500	30268 12 35	3055 12 35

2

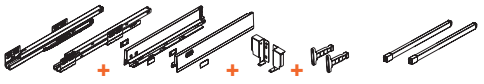

Prof.	SLOW Max. 40 kg	PUSH Max. 40 kg		
300	30264 12 35	30550 12 35	30279 12 35	30284 15 23
350	30265 12 35	30551 12 35	30280 12 35	
400	30266 12 35	30552 12 35	30281 12 35	
450	30267 12 35	30553 12 35	30282 12 35	
500	30268 12 35	3055 12 35	30283 12 35	

3

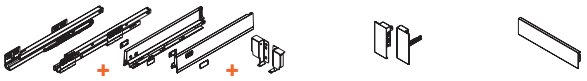

Prof.	SLOW Max. 40 kg	PUSH Max. 40 kg		
300	30264 12 35	30550 12 35	30252 15 23	30255 12 35
350	30265 12 35	30551 12 35		
400	30266 12 35	30552 12 35		
450	30267 12 35	30553 12 35		
500	30268 12 35	3055 12 35		

95

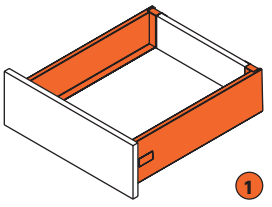

1

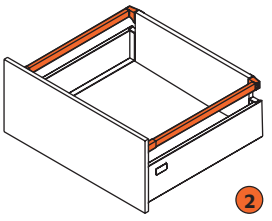

2

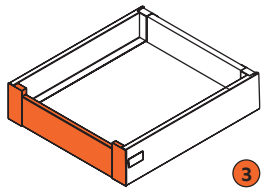

3

INFORMAZIONI CASSETTO SLIM / SLIM DRAWER INFORMATION

1

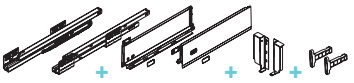

Prof.	SLOW Max 40 kg	PUSH Max 40 kg
300	30269 12 35	-
350	30270 12 35	30555 12 35
400	30271 12 35	30556 12 35
450	30272 12 35	30557 12 35
500	30273 12 35	30558 12 35

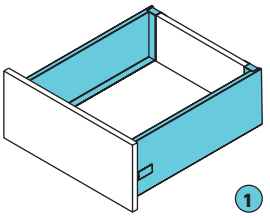

2

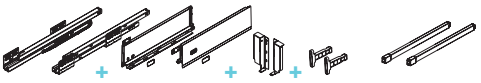

Prof.	SLOW Max 40 kg	PUSH Max 40 kg		
300	30269 12 35	-	30279 12 35	30284 15 23
350	30270 12 35	30555 12 35	30280 12 35	
400	30271 12 35	30556 12 35	30281 12 35	
450	30272 12 35	30557 12 35	30282 12 35	
500	30273 12 35	30558 12 35	30283 12 35	

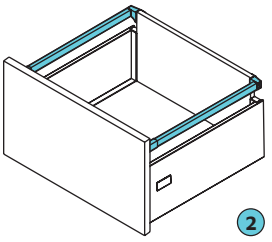

3

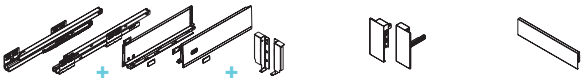

Prof.	SLOW Max 40 kg	PUSH Max 40 kg		
300	30269 12 35	-	30253 12 35	30255 12 35
350	30270 12 35	30555 12 35		
400	30271 12 35	30556 12 35		
450	30272 12 35	30557 12 35		
500	30273 12 35	30558 12 35		

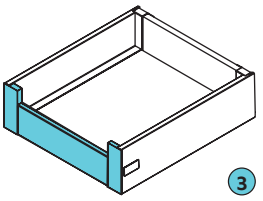

1

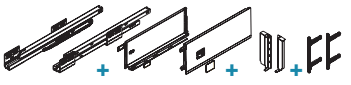

Prof.	SLOW Max 40 kg	PUSH Max 40 kg
350	30275 12 35	30559 12 35
400	30276 12 35	30560 12 35
450	30277 12 35	30561 12 35
500	30278 12 35	30562 12 35

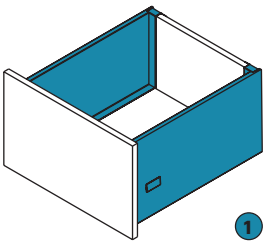

2

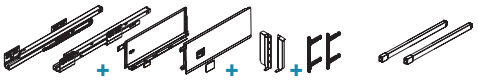

Prof.	SLOW Max 40 kg	PUSH Max 40 kg		
350	30275 12 35	30559 12 35	30280 12 35	30284 15 23
400	30276 12 35	30560 12 35	30281 12 35	
450	30277 12 35	30561 12 35	30282 12 35	
500	30278 12 35	30562 12 35	30283 12 35	

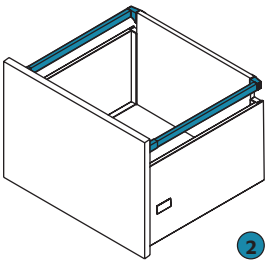

3

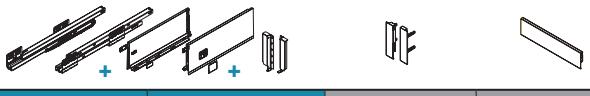

Prof.	SLOW Max 40 kg	PUSH Max 40 kg			
350	30275 12 35	30559 12 35	30254 15 23	30255 12 35	30256 12 35
400	30276 12 35	30560 12 35			
450	30277 12 35	30561 12 35			
500	30278 12 35	30562 12 35			

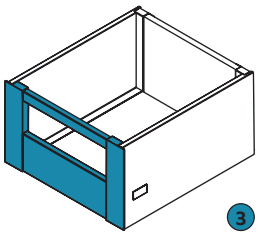

CASSETTO SLIM
SLIM DRAWER

Cassetto esterno Slim 80 mm con chiusura soft
Slim 80 mm exterior drawer with soft close

KIT

Prof. Depth	Cod.			
450	**30262**	**12**	**35**	1
500	**30263**	**12**	**35**	1

Acciaio / Steel

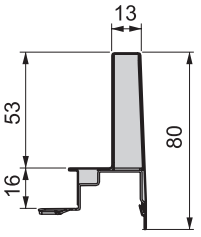

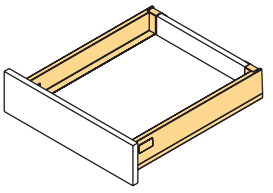

SLOW | Max. 40 kg | 80

- Il codice include tutti gli elementi per il montaggio di un cassetto esterno ad eccezione del frontale, la schiena ed il fondo.
- Include guide, fianco, coppia di agganci frontali per cassetto esterno e kit agganci posteriori.

- The code includes all the elements for the assembly of an exterior drawer except the front, back and bottom.
- Includes slides, metal sides, kit of front clip for external drawer and set of back fittings for drawer.

Cassetto esterno Slim 95 mm con chiusura soft
Slim 95 mm exterior drawer with soft close

KIT

Prof. Depth	Cod.			
300	**30264**	**12**	**35**	1
350	**30265**	**12**	**35**	1
400	**30266**	**12**	**35**	1
450	**30267**	**12**	**35**	1
500	**30268**	**12**	**35**	1

Acciaio / Steel

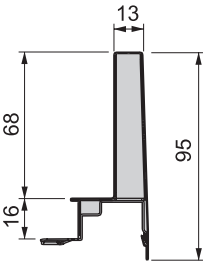

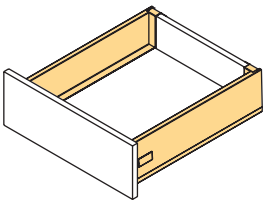

SLOW | Max. 40 kg | 95

- Il codice include tutti gli elementi per il montaggio di un cassetto esterno ad eccezione del frontale, la schiena ed il fondo.
- Include guide, fianco, coppia di agganci frontali per cassetto esterno e kit agganci posteriori.

- The code includes all the elements for the assembly of an exterior drawer except the front, back and bottom.
- Includes slides, metal sides, kit of front clip for external drawer and set of back fittings for drawer.

CONFIGURATORE
CONFIGURATION
www.emuca.com

12 | Verniciato bianco / White painted
35 | Grigio antracite / Grey painted

Cassetto esterno Slim 127 mm con chiusura soft

KIT

Slim 127 mm exterior drawer with soft close

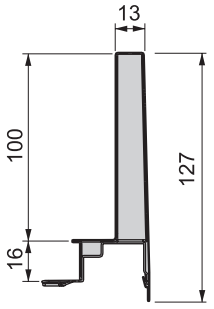

Prof. Depth	Cod.			
300	**30269**	**12**	**35**	1
350	**30270**	**12**	**35**	1
400	**30271**	**12**	**35**	1
450	**30272**	**12**	**35**	1
500	**30273**	**12**	**35**	1

Acciaio / Steel

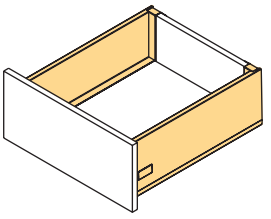

- Il codice include tutti gli elementi per il montaggio di un cassetto esterno ad eccezione del frontale, la schiena ed il fondo.
- Include guide, fianco, coppia di agganci frontali per cassetto esterno e kit agganci posteriori.

- The code includes all the elements for the assembly of an exterior drawer except the front, back and bottom.
- Includes slides, metal sides, kit of front clip for external drawer and set of back fittings for drawer.

Cassetto esterno Slim 178 mm con chiusura soft

KIT

Slim 178 mm exterior drawer with soft close

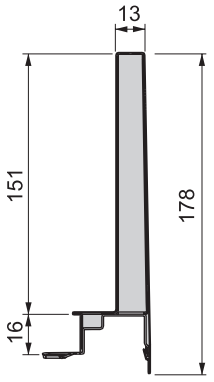

Prof. Depth	Cod.			
350	**30275**	**12**	**35**	1
400	**30276**	**12**	**35**	1
450	**30277**	**12**	**35**	1
500	**30278**	**12**	**35**	1

Acciaio / Steel

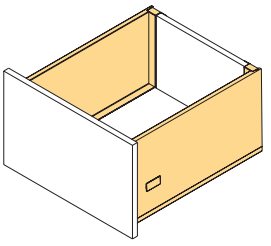

- Il codice include tutti gli elementi per il montaggio di un cassetto esterno ad eccezione del frontale, la schiena ed il fondo.
- Include guide, fianco, coppia di agganci frontali per cassetto esterno e kit agganci posteriori.

- The code includes all the elements for the assembly of an exterior drawer except the front, back and bottom.
- Includes slides, metal sides, kit of front clip for external drawer and set of back fittings for drawer.

www.emuca.com

Cassetto esterno Slim 95 mm con push

KIT

Slim 95 mm exterior drawer with push to open

Prof. Depth	Cod.			
300	**30550**	**12**	**35**	1
350	**30551**	**12**	**35**	1
400	**30552**	**12**	**35**	1
450	**30553**	**12**	**35**	1
500	**30554**	**12**	**35**	1

Acciaio / Steel

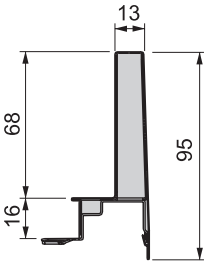

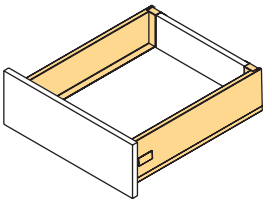

PUSH | Max. 40 kg | 95

- Il codice include tutti gli elementi per il montaggio di un cassetto esterno ad eccezione del frontale, la schiena ed il fondo.
- Include guide, fianco, coppia di agganci frontali per cassetto esterno e kit agganci posteriori.
- Sincronizzatore raccomandato per moduli superiori a 600 mm.

- The code includes all the elements for the assembly of an exterior drawer except the front, back and bottom.
- Includes slides, metal sides, kit of front clip for external drawer and set of back fittings for drawer.
- Synchronizer recommended for module over 600 mm.

Cassetto esterno Slim 127 mm con push

KIT

Slim 127 mm exterior drawer with push to open

Prof. Depth	Cod.			
350	**30555**	**12**	**35**	1
400	**30556**	**12**	**35**	1
450	**30557**	**12**	**35**	1
500	**30558**	**12**	**35**	1

Acciaio / Steel

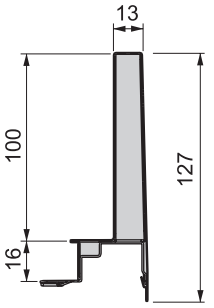

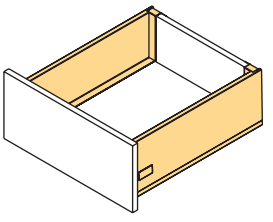

PUSH | Max. 40 kg | 127

- Il codice include tutti gli elementi per il montaggio di un cassetto esterno ad eccezione del frontale, la schiena ed il fondo.
- Include guide, fianco, coppia di agganci frontali per cassetto esterno e kit agganci posteriori.
- Sincronizzatore raccomandato per moduli superiori a 600 mm.

- The code includes all the elements for the assembly of an exterior drawer except the front, back and bottom.
- Includes slides, metal sides, kit of front clip for external drawer and set of back fittings for drawer.
- Synchronizer recommended for module over 600 mm.

CONFIGURATORE
CONFIGURATION
www.emuca.com

12 Verniciato bianco / White painted
21 Plastica grigia / Grey plastic
35 Grigio antracite / Grey painted

Cassetto esterno Slim 178 mm con push

KIT

Slim 178 mm exterior drawer with push to open

Prof. Depth	Cod.			
350	**30559**	**12**	**35**	1
400	**30560**	**12**	**35**	1
450	**30561**	**12**	**35**	1
500	**30562**	**12**	**35**	1

Acciaio / Steel

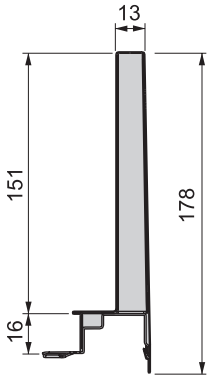

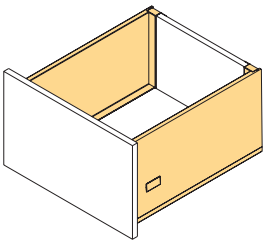

PUSH | Max. 40 kg | 178

- Il codice include tutti gli elementi per il montaggio di un cassetto esterno ad eccezione del frontale, la schiena ed il fondo.
- Include guide, fianco, coppia di agganci frontali per cassetto esterno e kit agganci posteriori.
- Sincronizzatore raccomandato per moduli superiori a 600 mm.

- The code includes all the elements for the assembly of an exterior drawer except the front, back and bottom.
- Includes slides, metal sides, kit of front clip for external drawer and set of back fittings for drawer.
- Synchronizer recommended for module over 600 mm.

Set sincronizzatore per guide con push

Synchronizer set for push to open slides

Prof. Depth	Cod.		
500	**30257**	**20**	8

Acciaio, alluminio e tecnoplastica
Steel, aluminium and plastic

PUSH

Lunghezza della barra stabilizzatrice =Larghezza interna del modulo - 118 mm.
Stabilizing bar length = Module internal width - 118 mm.

- Sincronizza l'apertura e la chiusura delle guide.
- Idoneo per cassetti di larghezza di moduli superiori a 600 mm.
- La barra stabilizzatrice può essere tagliata per adattarla alla larghezza del modulo (max 1.200 mm).
- Non compatibile con profondità 300 mm.

- Synchronizes opening and closing of drawer slides.
- Ideal for drawers with a module width exceeding 600 mm.
- Stabilizing bar can be cut to fit module width (maximum 1.200 mm).
- Not compatible with depth 300 mm.

Coppia di astine
Kit of lateral railing

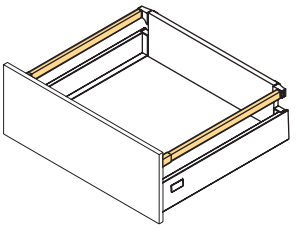

Prof. Depth	Cod.			
300	**30279**	**12**	**35**	20
350	**30280**	**12**	**35**	20
400	**30281**	**12**	**35**	20
450	**30282**	**12**	**35**	20
500	**30283**	**12**	**35**	20

Acciaio / Steel

Aggancio frontale per astina con montaggio a vite
Screw-on front fixing for railing

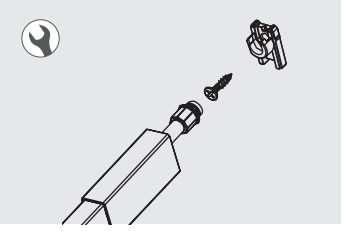

Cod.		
30150	**21**	40

Tecnoplastica / Plastic

- Per frontalini in legno si raccomanda utilizzare viti Ø3,5 mm.
- For timber fronts we recommend Ø3,5 mm screws.

Kit agganci posteriori
Set of back fittings

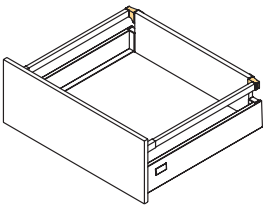

Cod.		
30284	**15**	**23**	20

Tecnoplastica / Plastic

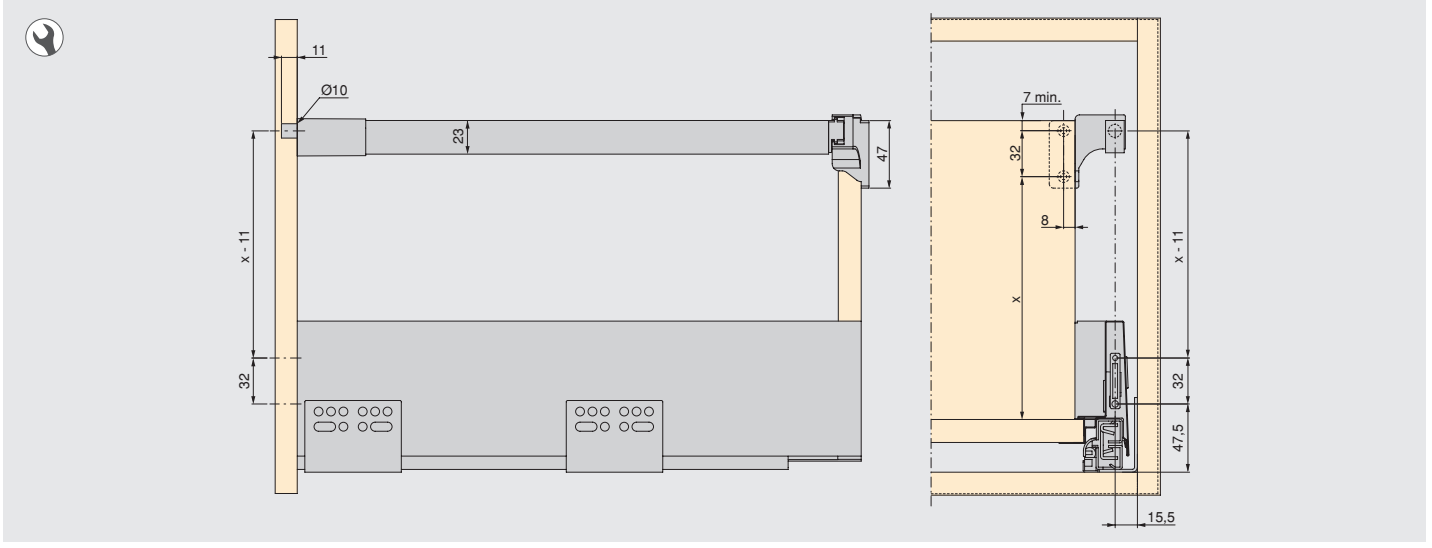

12 Verniciato bianco / White painted
15 Plastica bianca / White plastic
21 Plastica grigia / Grey plastic
23 Plastica grigio antracite / Anthracite grey plastic
35 Grigio antracite / Grey painted

ACCESSORI PER CASSETTO INTERNO
ACCESSORIES FOR INNER DRAWER

Coppia di agganci frontali 80 mm
Set of frontal fittings 80 mm

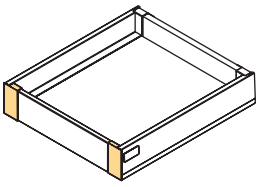

80

H	Cod.			
80	**30251**	**15**	**23**	4

Tecnoplastica / Plastic

Coppia di agganci frontali 95 mm
Set of frontal fittings 95 mm

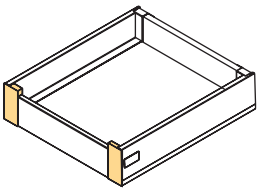

95

H	Cod.			
95	**30252**	**15**	**23**	4

Tecnoplastica / Plastic

Coppia di agganci frontali 127 mm
Set of frontal fittings 127 mm

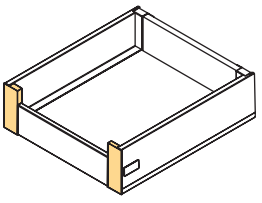

127

H	Cod.			
127	**30253**	**15**	**23**	4

Tecnoplastica / Plastic

Coppia di agganci frontali 178 mm
Set of frontal fittings 178 mm

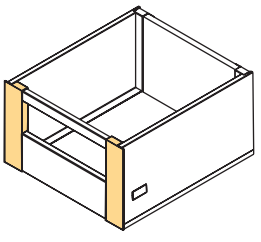

178

H	Cod.			
178	**30254**	**15**	**23**	4

Tecnoplastica / Plastic

Astina frontale 178 mm per cassetto interno

Frontal railing 178 mm for inner drawer

H	L	Cod.			
178	1,1 m	**30256**	**12**	**35**	10

Acciaio / Steel



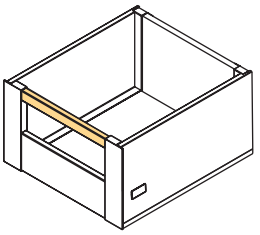

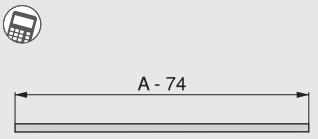

A= Interno modulo
A= Module inner size

Profilo frontale per cassetto interno

Frontal profile for inner drawer

L	Cod.			
1,1 m	**30255**	**12**	**35**	10

Alluminio / Aluminium

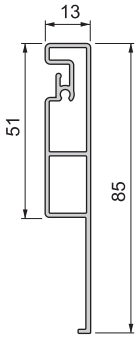

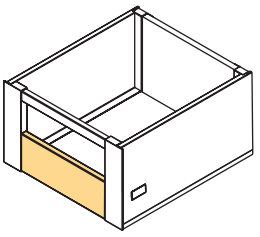



A= Interno modulo
A= Module inner size

12 Verniciato bianco / White painted
15 Plastica bianca / White plastic
21 Plastica grigia / Grey plastic
23 Plastica grigio antracite / Anthracite grey plastic
35 Grigio antracite / Grey painted

ACCESSORI SLIM
SLIM ACCESSORIES

Set stabilizzatore per guide con chiusura soft
Stabilizer set for slides with soft close

Prof. Depth	Cod.		
500	**41990**	**21**	8

Acciaio, alluminio e tecnoplastica
Steel, aluminium and plastic

Lunghezza della barra stabilizzatrice = Larghezza interna del modulo - 9 mm.
Stabilizing bar length = module internal width - 9 mm.

- Sincronizza l'apertura e la chiusura delle guide con chiusura soft.
- Stabilizza e evita oscillazioni del cassetto.
- Idoneo per cassetti di larghezza di modulo compreso tra i 900 e i 1.200 mm.
- La barra stabilizzatrice può essere tagliata per adattarla alla larghezza del modulo (max. 1200 mm).

- Synchronizes opening and closing of drawer slides.
- Stabilizes action to avoid sideways movement of drawers.
- Ideal for drawers from 900 to 1200 mm wide.
- Stabilizing bar can be cut to fit module width (maximum 1.200 mm).

Distanziale laterale
Lateral spacers

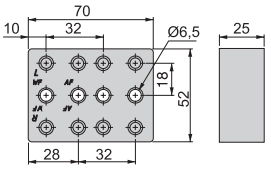

Cod.		
41941	**15**	**23**	8

Tecnoplastica / Plastic

- Permette di montaggio con porte incernierate.
- Allows assembly with hinged doors.

Per il montaggio della guida si raccomanda l'utilizzo di viti Euro.
For the assembly, we recommend to use Euro screws.

Unione frontalino-fondo Lokbox
Lokbox front-bottom union

Cod.		
30026	**21**	20

Tecnoplastica / Plastic

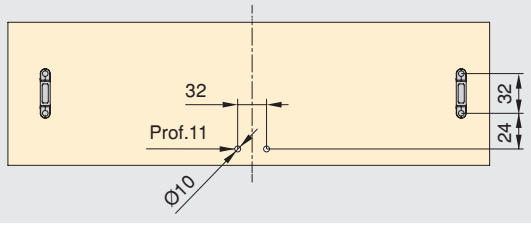

www.emuca.com

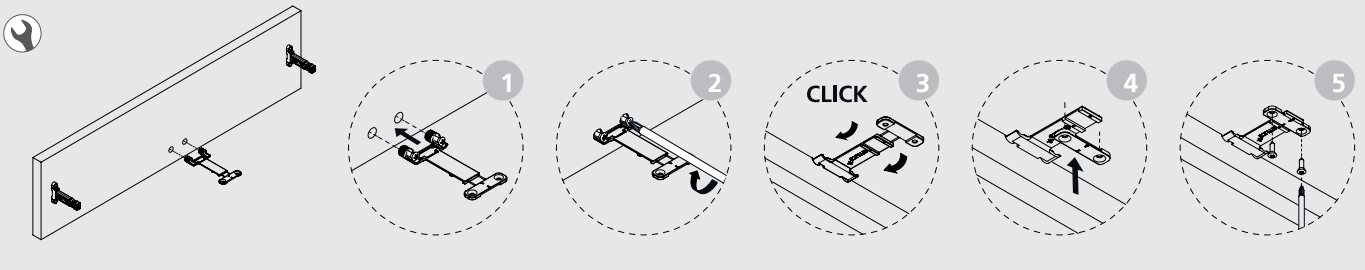

Salva sifone rettangolare

Rectangular under-sink insert

Cod.			
30118	**15**	**23**	6

Tecnoplastica / Plastic

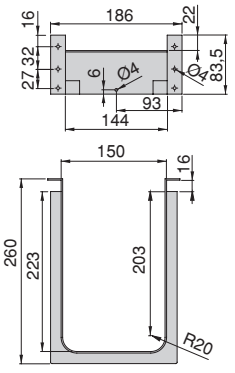

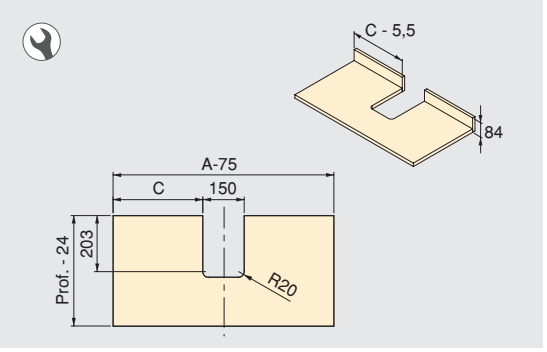

95

Salva sifone rettangolare con vaschetta

Rectangular under-sink insert with drawer

Cod.			
30114	**15**	**23**	6

Tecnoplastica / Plastic

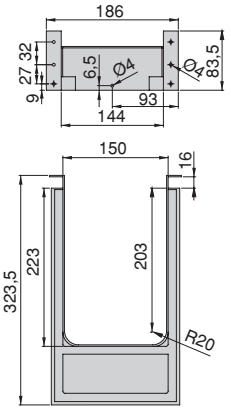

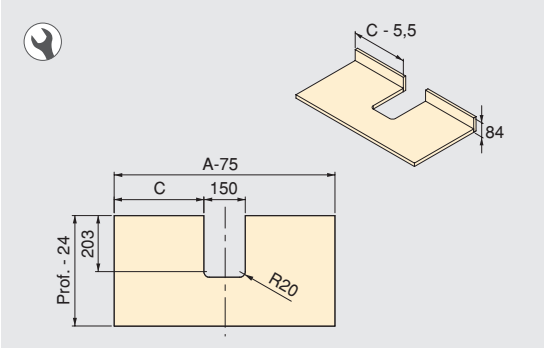

95

Salva sifone curvo

Curved under-sink insert

Cod.			
30121	**15**	**23**	10
30115	**15**	**23**	80

Tecnoplastica / Plastic



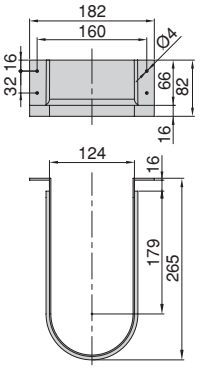

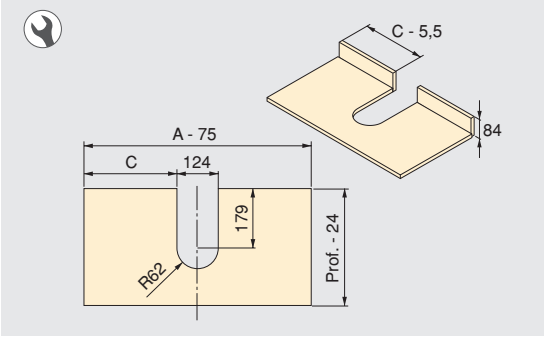

95

15 | Plastica bianca / White plastic

23 | Plastica grigio antracite / Anthracite grey plastic

PETROL
PURE FOR LI
75 ML
emuca

vantage-Q

- Guide sincronizzate ad estrazione totale mediante rulli con autochiusura soft inclusa.
- Le sponde dispongono di graffe per il fissaggio del fondo mediante macchina.
- Valido per qualsiasi larghezza del modulo.
- Regolazione verticale ±2 mm e orizzontale ±1,5 mm del frontale.
- Sponda di ferro verniciata in epossilico colore bianco (RAL 9003) e grigio (RAL 9006).
- 10 composizioni differenti per cassetti; interni ed esterni.
- Disponibile in due altezze di cassetto 83 e 100 mm.
- Altezza 83 mm con possibilità di raggiungere 141 e 204 mm.
- Altezza 100 mm con possibilità di raggiungere 204 mm.
- Montaggio del cassetto al frontale senza necessità di utilizzare ferramenta.
- Possibilità di personalizzare i tappi estetici.

- Synchronised runner slides, full extension, with selfclosing and soft closing action.
- The metal sides include clips in order to use auto machine mounting for the base panel, if required.
- Valid for any width of cupboard.
- Vertical adjustment ±2 mm, horizontal adjustment ±1,5 mm of the drawer front.
- Metal sides in steel, epoxy colour white (RAL 9003) and grey (RAL 9006).
- 10 different combinations of external or interior drawer front.
- The drawer comes in two height 83 and 100 mm.
- Height 83mm with possibility to reach 141 and 204 mm.
- Height 100mm with possibility to reach 204 mm.
- The assembling of the drawer front does not require any tools.
- You may customise the cover caps.

INFORMAZIONI CASSETTO VANTAGE-Q / VANTAGE-Q DRAWER INFORMATION

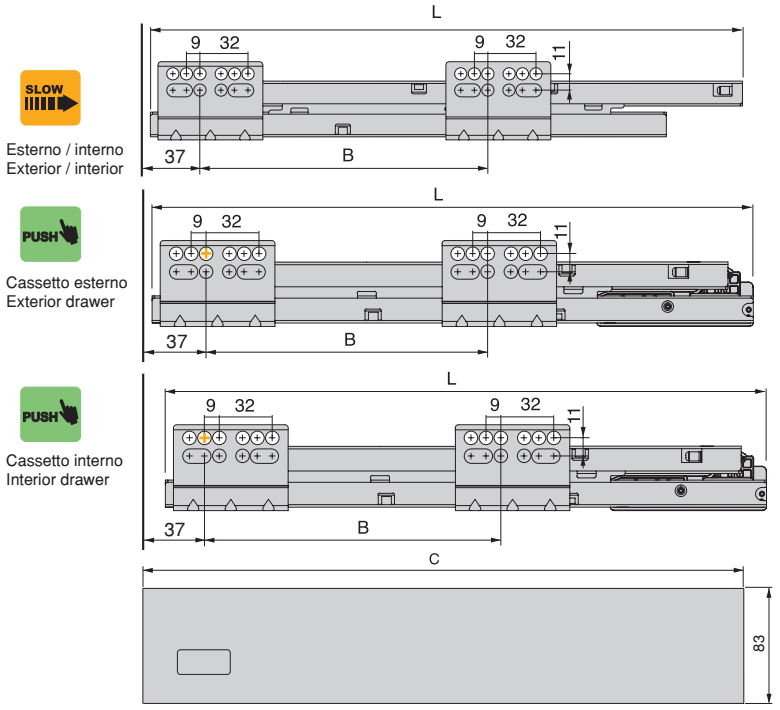

Prof.	L SLOW	L PUSH	B	C	35kg SLOW	50kg SLOW	40kg PUSH
270	265	-	96	267	✔	-	-
300	295	332	128	297	✔	-	✔
350	345	382	128	347	✔	✔	✔
400	395	432	192	397	✔	-	✔
450	445	482	224	447	✔	✔	✔
500	495	532	224	497	✔	✔	✔

83

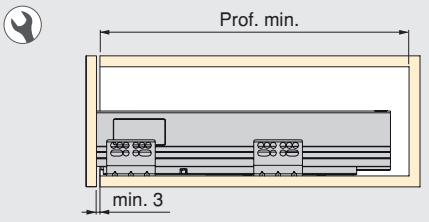

Prof. min.	Prof. + 3 SLOW	Prof. + * PUSH

* 38 Cassetto esterno / Exterior drawer
47 Cassetto interno / Interior drawer

** min.53 Cassetto esterno / Exterior drawer
min.93 Cassetto interno / Interior drawer

Cassetto / Drawer 83 mm

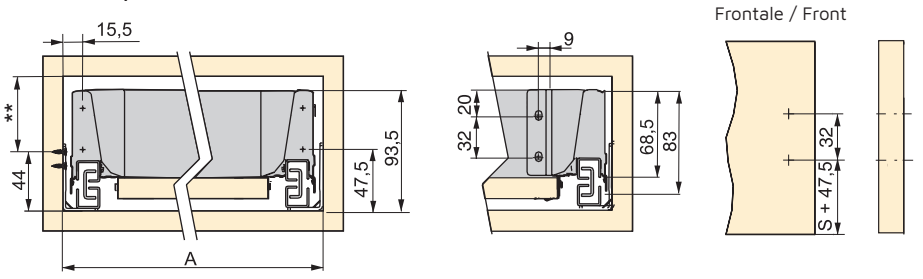

Cassetto / Drawer 141 mm

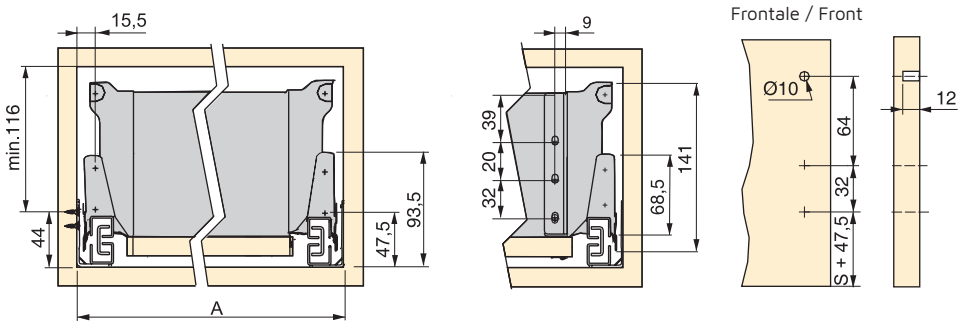

Cassetto / Drawer 204 mm

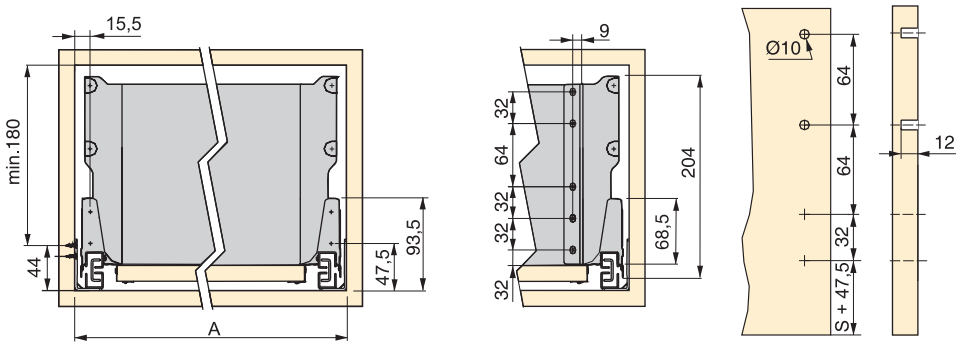

S= Sormonto / Overlay

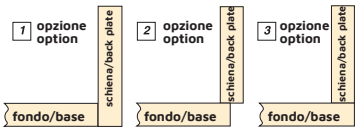

Altezza schiena / Drawer panel height

			OPZIONE / OPTION 1	OPZIONE / OPTION 2 - 3
cassetto / drawer	83	Ht	84	68
	141		135	119
	204		199	183

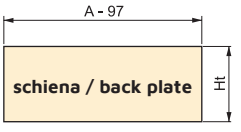

Lunghezza fondo / Bottom length

OPZIONE / OPTION 1	2(*)	3
Prof - 24	Prof - 20	Prof - 4

(*) Opzione per montaggio de schiena metallica.
Option to assembly metal back panel..

Spessore panello / Board thickness:16 mm

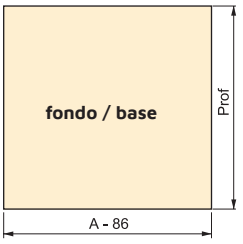

INFORMAZIONI CASSETTO VANTAGE-Q / VANTAGE-Q DRAWER INFORMATION

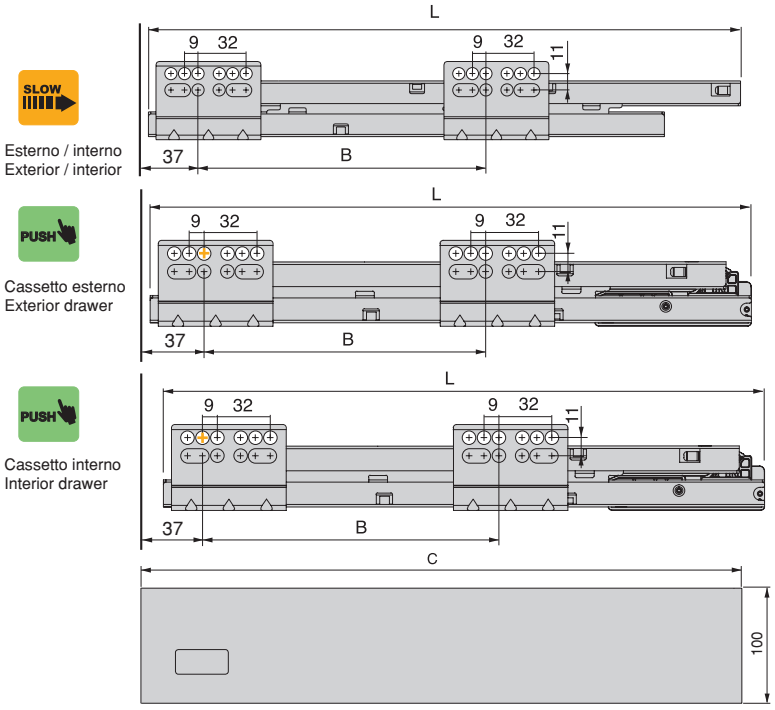

Prof.	L SLOW	L PUSH	B	C	35kg SLOW	50kg SLOW	40kg PUSH
270	265	-	96	267	✔	-	-
300	295	332	128	297	✔	-	✔
350	345	382	128	347	✔	✔	✔
400	395	432	192	397	✔	-	✔
450	445	482	224	447	✔	✔	✔
500	495	532	224	497	✔	✔	✔

100

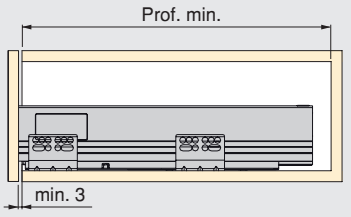

Prof. min.	Prof. + 3 SLOW	Prof. + * PUSH

* 38 Cassetto esterno / Exterior drawer
44 Cassetto interno / Interior drawer

** min.72 Cassetto esterno / Exterior drawer
min.112 Cassetto interno / Interior drawer

Cassetto / Drawer 100 mm

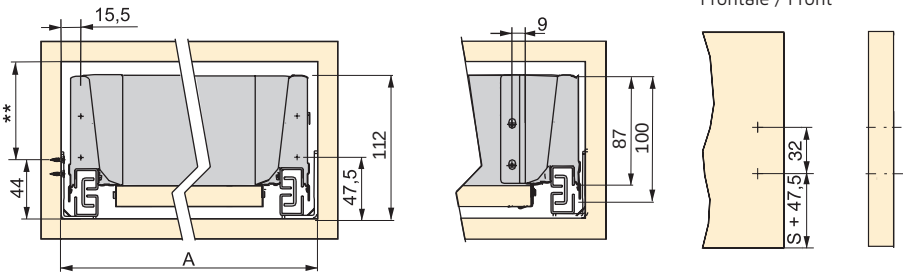

Cassetto / Drawer 204 mm

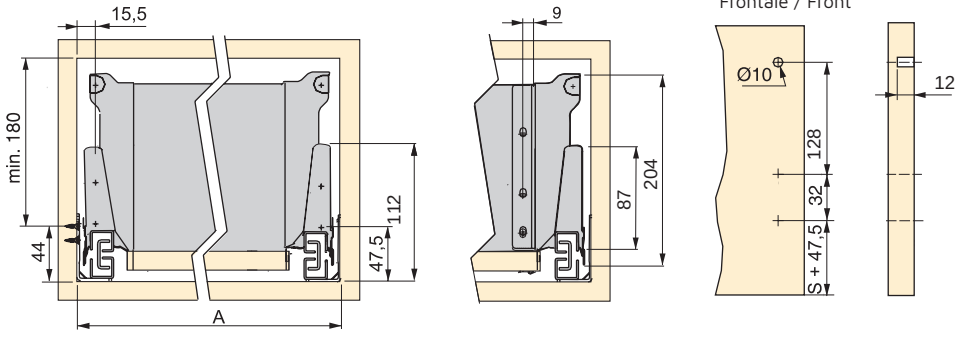

Cassetto / Drawer 204 mm

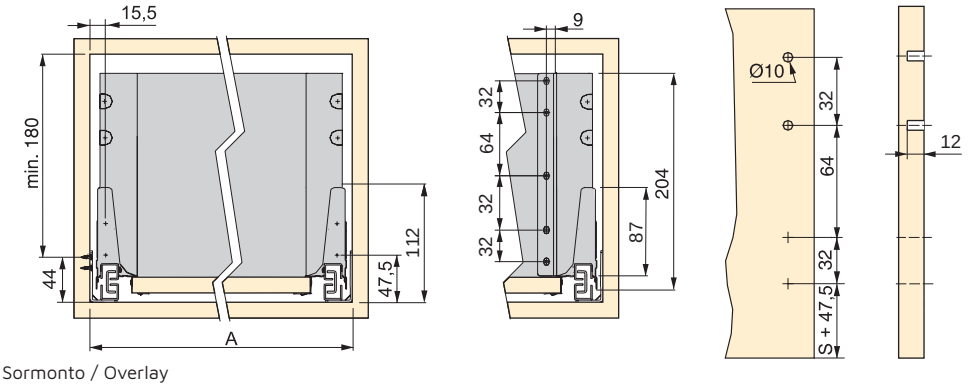

S= Sormonto / Overlay

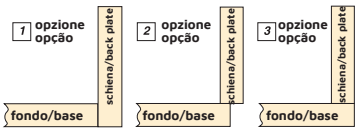

Altezza schiena / Drawer panel height

			OPZIONE / OPTION 1	OPZIONE / OPTION 2 - 3
cassetto / drawer	100	Ht	102,5	86,5
	204		199	183

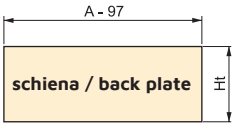

Lunghezza fondo / Bottom length

OPZIONE / OPTION 1	2(*)	3
Prof - 24	Prof - 20	Prof - 4

(*) Opzione per montaggio di schiena metallica.
Option to assembly metal back panel.

Spessore panello / Board thickness:16 mm

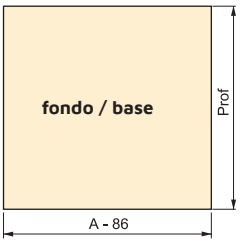

INFORMAZIONI CASSETTO VANTAGE-Q / VANTAGE-Q DRAWER INFORMATION

COMPOSIZIONE ASTINE QUADRATE / COMPOSITIONS SQUARE RAILING

83

1

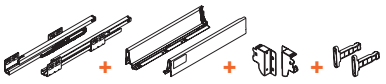

Prof.	SLOW Max 35 kg	PUSH Max 40 kg
270	30151 - 25	-
300	30152 - 25	32501 - 25
350	30153 12 25	32502 12 25
400	30154 - 25	32503 - 25
450	30155 12 25	32504 12 25
500	30156 12 25	32505 12 25
550	30163 12 25	-

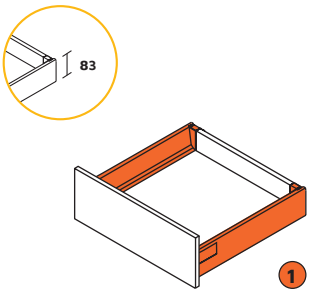

2

Prof.	SLOW Max 35 kg	PUSH Max 40 kg	141 mm	x1
270	30151 - 25	-	30066 12 25	30134 12 25
300	30152 - 25	32501 - 25		30135 12 25
350	30153 12 25	32502 12 25		30136 12 25
400	30154 - 25	32503 - 25		30137 12 25
450	30155 12 25	32504 12 25		30138 12 25
500	30156 12 25	32505 12 25		30067 12 25
550	30163 12 25	-		30164 12 25

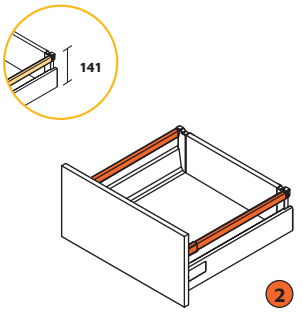

3

Prof.	SLOW Max 35 kg	PUSH Max 40 kg	H = 204 mm	x2
270	30151 - 25	-	30003 12 25	30134 12 25
300	30152 - 25	32501 - 25		30135 12 25
350	30153 12 25	32502 12 25		30136 12 25
400	30154 - 25	32503 - 25		30137 12 25
450	30155 12 25	32504 12 25		30138 12 25
500	30156 12 25	32505 12 25		30067 12 25
550	30163 12 25	-		30164 12 25

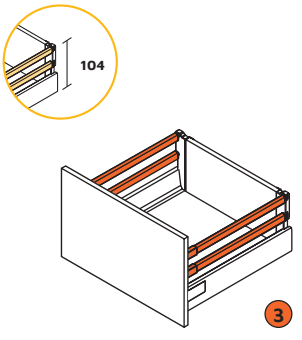

INFORMAZIONI CASSETTO VANTAGE-Q / VANTAGE-Q DRAWER INFORMATION

COMPOSIZIONE ASTINE QUADRATE / COMPOSITIONS SQUARE RAILING

83

1

Prof.	SLOW Max 35 kg	PUSH Max 40 kg	H = 83 m	H = 83 m	
270	30151 - 25	-	30038 12 25	41901 15 21	41904 12 25
300	30152 - 25	32501 - 25			
350	30153 12 25	32502 12 25			
400	30154 - 25	32503 - 25			
450	30155 12 25	32504 12 25			
500	30156 12 25	32505 12 25			
550	30163 12 25	-			

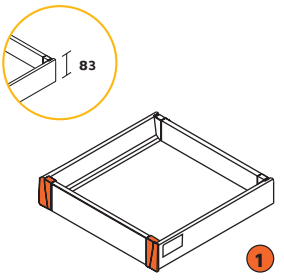

2

Prof.	SLOW Max 35 kg	PUSH Max 40 kg	H = 141 mm	H = 141 mm		x1
270	30151 - 25	-	30066 12 25	30147 15 21	41904 12 25	30134 12 25
300	30152 - 25	32501 - 25				30135 12 25
350	30153 12 25	32502 12 25				30136 12 25
400	30154 - 25	32503 - 25				30137 12 25
450	30155 12 25	32504 12 25				30138 12 25
500	30156 12 25	32505 12 25				30067 12 25
550	30163 12 25	-				30164 12 25

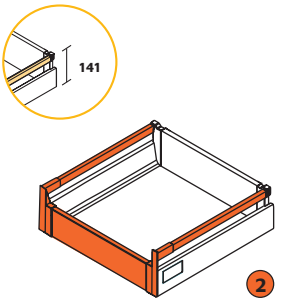

3

Prof.	SLOW Max 35 kg	PUSH Max 40 kg	H = 204 mm	H = 204 mm		x1	
270	30151 - 25	-	30003 12 25	30148 15 21	41904 12 25	30134 12 25	30149 12 25
300	30152 - 25	32501 - 25				30135 12 25	
350	30153 12 25	32502 12 25				30136 12 25	
400	30154 - 25	32503 - 25				30137 12 25	
450	30155 12 25	32504 12 25				30138 12 25	
500	30156 12 25	32505 12 25				30067 12 25	
550	30163 12 25	-				30164 12 25	

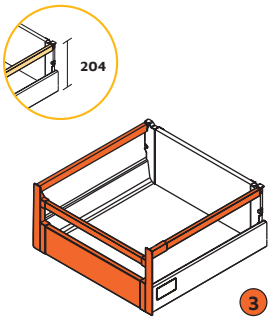

INFORMAZIONI CASSETTO VANTAGE-Q / VANTAGE-Q DRAWER INFORMATION

COMPOSIZIONE ASTINE TONDE / COMPOSITIONS ROUND RAILING

83

1

Prof.	SLOW Max 35 kg	PUSH Max 40 kg	H = 141 mm	x1
270	30151 - 25	-	30066 12 25	30157 - 25
300	30152 - 25	32501 - 25		30158 - 25
350	30153 12 25	32502 12 25		30159 12 25
400	30154 - 25	32503 - 25		30160 12 25
450	30155 12 25	32504 12 25		30161 12 25
500	30156 12 25	32505 12 25		30162 12 25

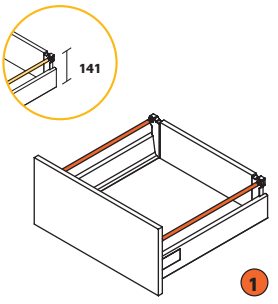

2

Prof.	SLOW Max 35 kg	PUSH Max 40 kg	H = 141 mm	x1	
450	30155 12 25	32504 12 25	30066 12 25	30161 12 25	41916 25
500	30156 12 25	32505 12 25		30162 12 25	41917 25

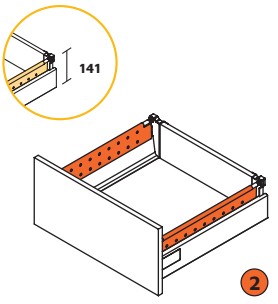

3

Prof.	SLOW Max 35 kg	PUSH Max 40 kg	H = 204 mm	x2
270	30151 - 25	-	30003 12 25	30157 - 25
300	30152 - 25	32501 - 25		30158 - 25
350	30153 12 25	32502 12 25		30159 12 25
400	30154 - 25	32503 - 25		30160 12 25
450	30155 12 25	32504 12 25		30161 12 25
500	30156 12 25	32505 12 25		30162 12 25

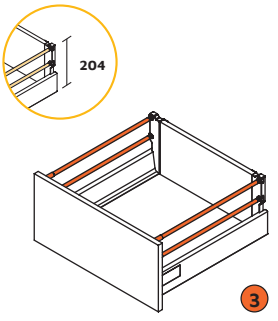

4

Prof.	SLOW Max 35 kg	PUSH Max 40 kg	H = 204 mm	x2	
350	30153 12 25	32502 12 25	30003 12 25	30159 12 25	41935 25
400	30154 - 25	32503 - 25		30160 12 25	41936 25
450	30155 12 25	32504 12 25		30161 12 25	41937 25
500	30156 12 25	32505 12 25		30162 12 25	41938 25

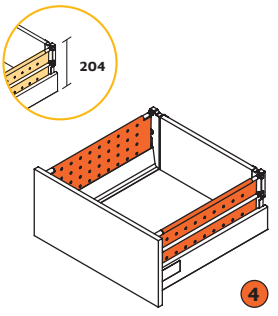

INFORMAZIONI CASSETTO VANTAGE-Q / VANTAGE-Q DRAWER INFORMATION

COMPOSIZIONE ASTINE TONDE / COMPOSITIONS ROUND RAILING

83

1

Prof.	SLOW Max. 35 kg	PUSH Max. 40 kg	H = 141 mm	H = 141 mm		x1
270	30151 - 25	-	30066 25	41902 21	41904 25	30157 25
300	30152 - 25	32501 - 25				30158 25
350	30153 12 25	32502 12 25				30159 25
400	30154 - 25	32503 - 25				30160 25
450	30155 12 25	32504 12 25				30161 25
500	30156 12 25	32505 12 25				30162 25

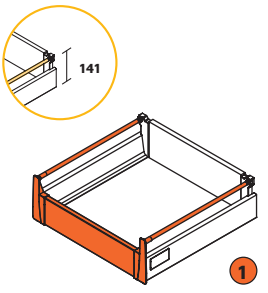

2

Prof.	SLOW Max. 35 kg	PUSH Max. 40 kg	H = 141 mm	H = 141 mm		x1	
450	30155 12 25	32504 12 25	30066 25	41902 21	41904 25	30161 25	41916 25
500	30156 12 25	32505 12 25				30162 25	41917 25

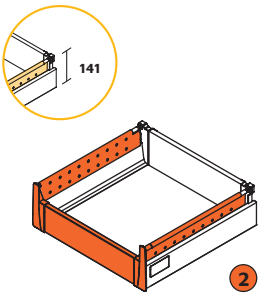

3

Prof.	SLOW Max. 35 kg	PUSH Max. 40 kg	H = 204 mm	H = 204 mm			x2
270	30151 - 25	-	30003 25	41903 21	41904 25	41905 25	30157 25
300	30152 - 25	32501 - 25					30158 25
350	30153 12 25	32502 12 25					30159 25
400	30154 - 25	32503 - 25					30160 25
450	30155 12 25	32504 12 25					30161 25
500	30156 12 25	32505 12 25					30162 25

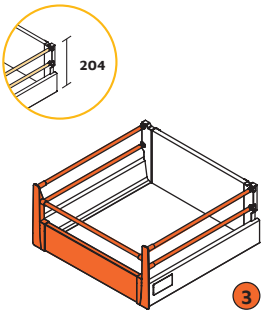

4

Prof.	SLOW Max. 35 kg	PUSH Max. 40 kg	H = 204 mm	H = 204 mm			x2	
350	30153 12 25	32502 12 25	30003 25	41903 21	41904 25	41905 25	30159 25	41935 25
400	30154 - 25	32503 - 25					30160 25	41936 25
450	30155 12 25	32504 12 25					30161 25	41937 25
500	30156 12 25	32505 12 25					30162 25	41938 25

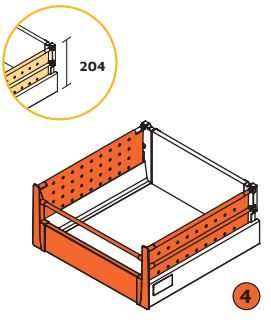

CASSETTO VANTAGE-Q
VANTAGE-Q DRAWER

Cassetto esterno Vantage-Q 83 mm con chiusura soft
Exterior drawer Vantage-Q 83 mm with soft close

KIT



Prof. Depth	Cod.			
270	**30151**	-	**25**	1
300	**30152**	-	**25**	1
350	**30153**	**12**	**25**	1
400	**30154**	-	**25**	1
450	**30155**	**12**	**25**	1
500	**30156**	**12**	**25**	1
550	**30163**	**12**	**25**	1

Acciaio / Steel

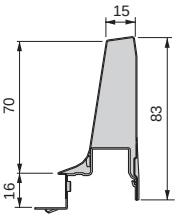

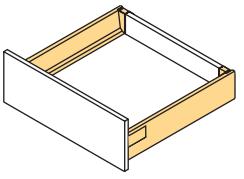

SLOW | Max. 35 kg | 83

- Il codice include tutti gli elementi per il montaggio di un cassetto esterno e altezza 83 mm, ad eccezione del frontale, la schiena ed il fondo.
- Include i codici: guide, fianco, coppia di agganci frontali per cassetto esterno e kit agganci posteriori.

- The code includes all the elements for the assembly of an exterior drawer and height 83 mm except the front, back and bottom.
- Includes the codes: slides, metal sides, kit of front clip for external drawer and set of back fitings for drawer.

Cassetto esterno Vantage-Q 83 mm con push
Exterior drawer Vantage-Q 83 mm push to open

KIT



Prof. Depth	Cod.			
300	**32501**	-	**25**	1
350	**32502**	**12**	**25**	1
400	**32503**	-	**25**	1
450	**32504**	**12**	**25**	1
500	**32505**	**12**	**25**	1

Acciaio / Steel

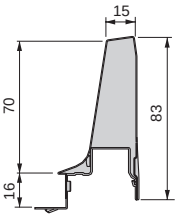

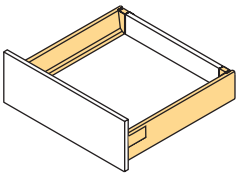

PUSH | Max. 40 kg | 83

- Il codice include tutti gli elementi per il montaggio di un cassetto esterno e altezza 83 mm, ad eccezione del frontale, la schiena ed il fondo.
- Include i codici: guide, fianco, coppia di agganci frontali per cassetto esterno e kit agganci posteriori.

- The code includes all the elements for the assembly of an exterior drawer and height 83 mm except the front, back and bottom.
- Includes the codes: slides, metal sides, kit of front clip for external drawer and set of back fitings for drawer.

www.emuca.com

12 Verniciato bianco / White painted
25 Verniciato alluminio / Silver painted

COMPONENTI VANTAGE-Q
VANTAGE-Q COMPONENTS

Coppia di fianchi Vantage-Q
Kit of Vantage-Q sides

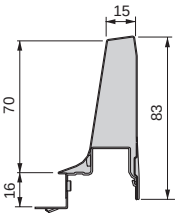

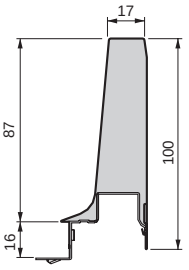

	Prof. Depth	Cod.			
83	270	**30128**	**12**	**25**	4
	300	**30129**	**12**	**25**	4
	350	**30130**	**12**	**25**	4
	400	**30131**	**12**	**25**	4
	450	**30132**	**12**	**25**	4
	500	**30133**	**12**	**25**	4
100	350	**30122**	-	**25**	4
	450	**30123**	-	**25**	4
	500	**30124**	-	**25**	4

Acciaio / Steel

Kit agganci posteriori
Set back fittings

	Astine Railing	H	Cod.			
83	0	83	**30038**	**12**	**25**	20
	1	141	**30066**	**12**	**25**	20
	2	204	**30003**	**12**	**25**	20
100	0	100	**30169**	-	**25**	20
	1	204	**30170**	-	**25**	20
	Laterali / Lateral	204	**30171**	-	**25**	20

Acciaio / Steel

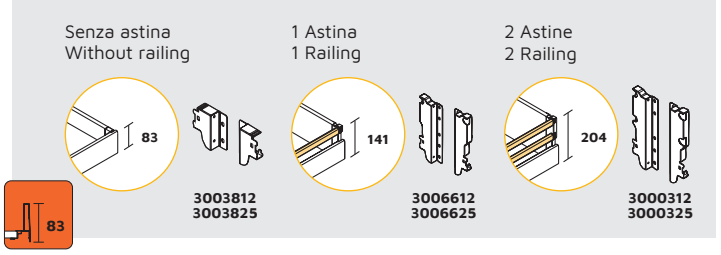

Coppia di agganci frontali per cassetto esterno
Kit of front clips for external drawer

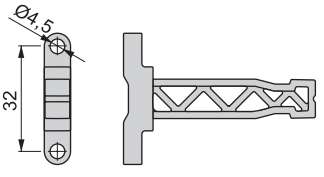

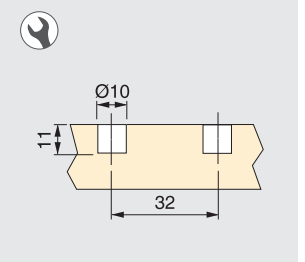

Descrizione Description	Cod.		
Per vite Screw-on	**41899**	**05**	4
A pressione Knock-in	**41900**	**05**	4

Zama / Zamak

CONFIGURATORE
CONFIGURATION
www.emuca.com

05 | Zincato bianco / Zinc plated
12 | Verniciato bianco / White painted
20 | Trasparente / non classificata / Transparent / not defined
25 | Verniciato alluminio / Silver painted

Coppia di guide Vantage-Q 35 kg con chiusura soft

Kit of Vantage-Q 35 kg slides with soft close

SLOW Max. 35 kg

Prof. Depth	Cod.		
270	**41887**	**05**	4
300	**41888**	**05**	4
350	**41889**	**05**	4
400	**41890**	**05**	4
450	**41891**	**05**	4
500	**41892**	**05**	4

Acciaio / Steel

Coppia di guide Vantage-Q 50 kg con chiusura soft

Kit of Vantage-Q 50 kg slides with soft close

SLOW Max. 50 kg

Prof. Depth	Cod.		
350	**30125**	**05**	4
450	**30126**	**05**	4
500	**30127**	**05**	4

Acciaio / Steel

Coppia di guide Vantage-Q 40 kg con push

Kit of Vantage-Q 40 kg slides push to open

PUSH Max. 40 kg

Prof. Depth	Cod.		
300	**30449**	**05**	4
350	**30450**	**05**	4
400	**30451**	**05**	4
450	**30452**	**05**	4
500	**30453**	**05**	4

Acciaio / Steel

Set sincronizzatore per guide con push

Synchronizer set for push to open slides

PUSH

Cod.		
30455	**20**	8

Alluminio e tecnoplastica
Aluminium and plastic

Lunghezza della barra stabilizzatrice = Larghezza interna del modulo - 114 mm.
Stabilizing bar length = Module internal width - 114 mm.

- Sincronizza l'apertura e la chiusura delle guide.
- Idoneo per cassetti di larghezza di modulo superiore a 600 mm.
- La barra stabilizzatrice può essere tagliata per adattarla alla larghezza del modulo (max 1.200 mm).

- Synchronizes opening and closing of drawer slides.
- Ideal for drawers with a module width exceeding 600 mm.
- Stabilizing bar can be cut to fit module width (maximum 1.200 mm).

COMPOSIZIONE ASTINE QUADRATE
COMPOSITIONS SQUARE RAILING

Coppia di astine laterali per cassetto
Kit of drawer lateral railing

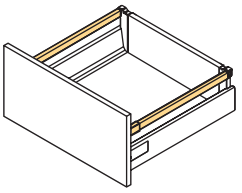

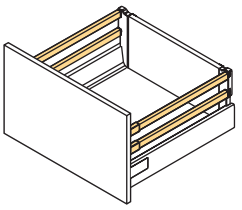

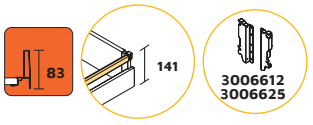

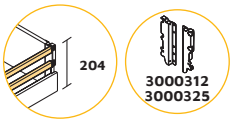

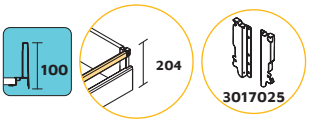

Prof. Depth	Cod.			
270	**30134**	**12**	**25**	20
300	**30135**	**12**	**25**	20
350	**30136**	**12**	**25**	20
400	**30137**	**12**	**25**	20
450	**30138**	**12**	**25**	20
500	**30067**	**12**	**25**	20
550	**30164**	**12**	**25**	20

Acciaio e tecnoplastica / Steel and plastic

Aggancio frontale per astina con montaggio a vite
Screw-on front fixing for railing

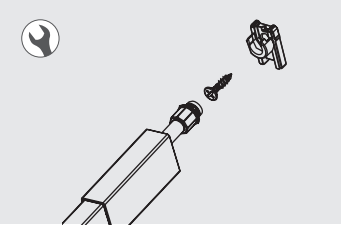

Cod.		
30150	**21**	40

Tecnoplastica / Plastic

- Per frontalini in legno si raccomanda utilizzare viti Ø3,5 mm.
- For timber fronts we recommend Ø3,5 mm screws.

Kit agganci posteriori
Set of back fittings

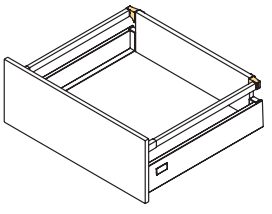

Cod.		
30286	**15**	**21**	20

Tecnoplastica / Plastic

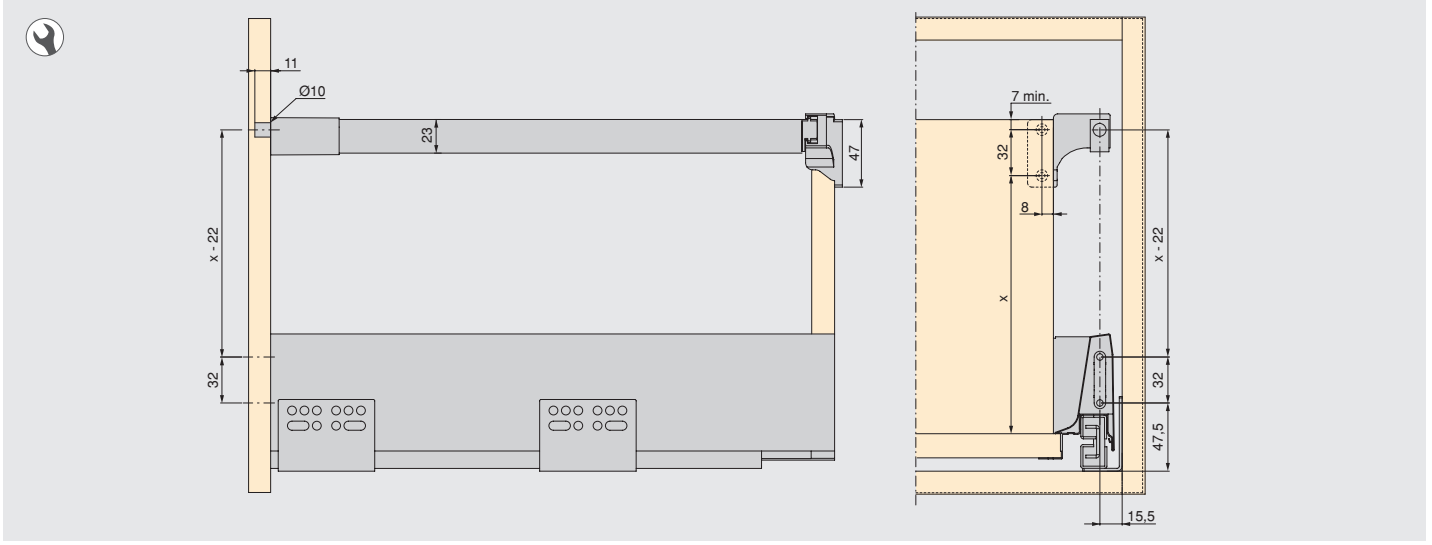

05 Zincato bianco / Zinc plated | 12 Verniciato bianco / White painted | 15 Plastica bianca / White plastic | 21 Plastica grigia / Grey plastic | 25 Verniciato alluminio / Silver painted

Supplementi metallo
Metal supplements

100

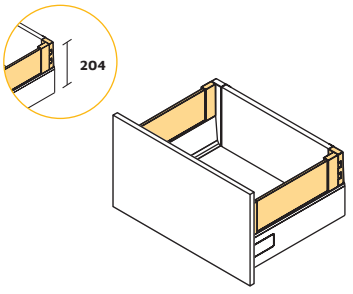

Prof. Depth	Cod.		
500	**30173**	**25**	4

Acciaio, alluminio e tecnoplastica
Steel, aluminium and plastic

Supplementi vetro
Glass supplements



100

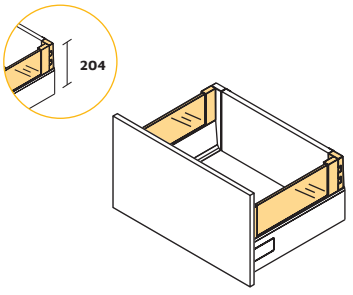

Prof. Depth	Cod.		
500	**30175**	**21**	1

Vetro e tecnoplastica
Glass and plastic

- Spessore vetro 8 mm.
- Glass thickness 8 mm.

Coppia di agganci frontali 83 mm
Set of frontal fittings 83 mm

83

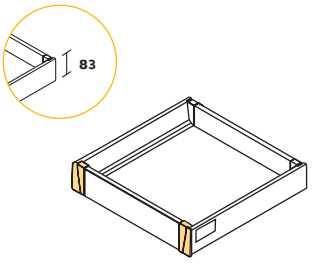

Cod.			
41901	**15**	**21**	4

Tecnoplastica / Plastic

Coppia di agganci frontali 141 mm
Set of frontal fittings 141 mm

83

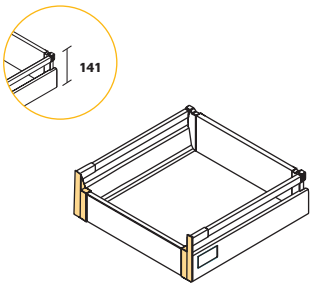

Cod.			
30147	**15**	**21**	4

Tecnoplastica / Plastic

Coppia di agganci frontali 204 mm

Set of frontal fittings 204 mm

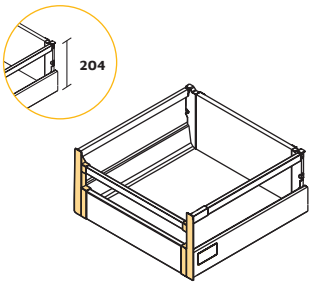

Cod.			
30148	**15**	**21**	4

Tecnoplastica / Plastic

3000312
3000325

83

Coppia di agganci frontali 204 mm con supplementi

Set of frontal fittings 204 mm with supplements

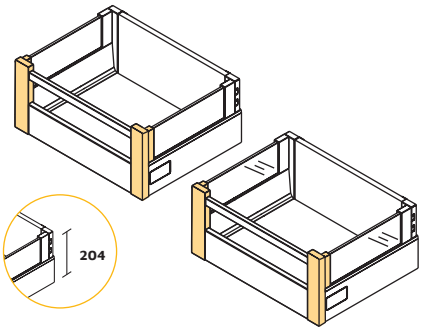

Cod.			
30176	**21**	4	

Tecnoplastica / Plastic

3017125

100

Astina frontale per cassetto interno

Frontal railing for inner drawer

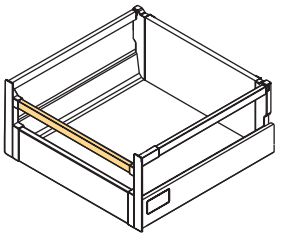

L	Cod.			
1,13 m	**30149**	**12**	**25**	10

Acciaio / Steel

A - 68

A= Interno modulo
A= Module inner size

Profilo frontale per cassetto interno

Frontal profile for inner drawer

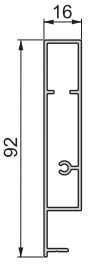

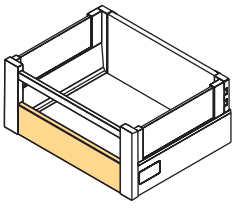

L	Cod.			
1,1 m	**41904**	**12**	**25**	10

Alluminio / Aluminium

A - 98

A= Interno modulo
A= Module inner size

12 Verniciato bianco / White painted
15 Plastica bianca / White plastic
21 Plastica grigia / Grey plastic
25 Verniciato alluminio / Silver painted

Aggancio per astina divisoria

Fixture for dividing bar

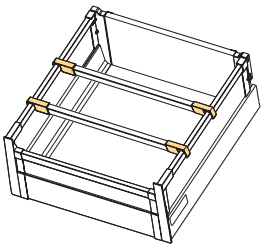

Cod.		
30143	**21**	16

Tecnoplastica / Plastic



A= Interno modulo
A= Module inner size

Aggancio profilo divisorio per astina

Rail fixing for divider profile

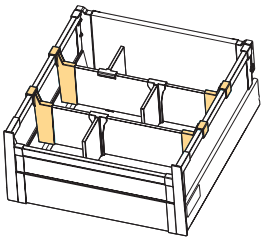

Cod.		
30139	**21**	16

Tecnoplastica / Plastic

Profilo divisorio

Divider profile

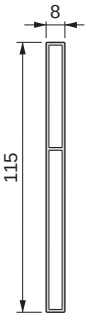

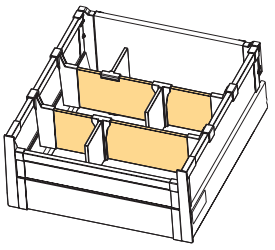

L	Cod.		
1,1 m	**30141**	**25**	10

Alluminio / Aluminium



A= Interno modulo
A= Module inner size

Accessorio per profilo divisorio

Accessory for divider profile

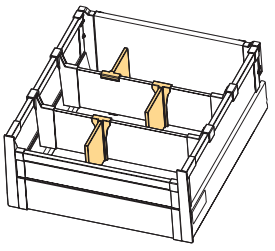

Cod.		
30142	**21**	16

Tecnoplastica / Plastic

Optima 8

COMPOSIZIONE ASTINE TONDE
COMPOSITIONS ROUND RAILING

Coppia di astine laterali per cassetto
Kit of drawer lateral railing

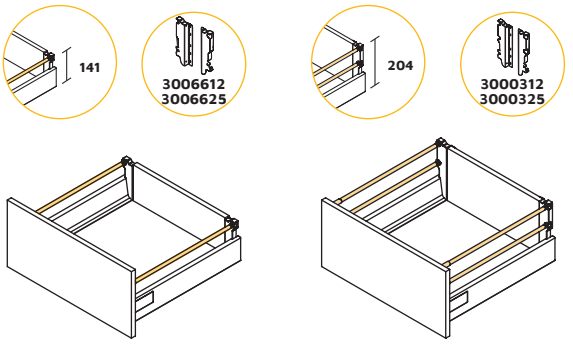

83

Prof. Depth	Cod.			
270	**30157**	-	**25**	20
300	**30158**	-	**25**	20
350	**30159**	**12**	**25**	20
400	**30160**	**12**	**25**	20
450	**30161**	**12**	**25**	20
500	**30162**	**12**	**25**	20

Alluminio e tecnoplastica
Aluminium and plastic

Aggancio frontale per astina con montaggio a vite
Screw-on front fixing for railing

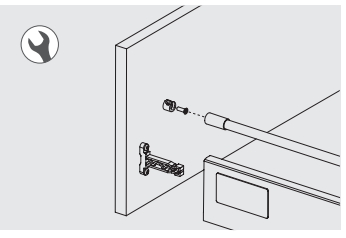

Cod.		
40054	**21**	40

Tecnoplastica / Plastic

- Per frontalini di legno si raccomanda utilizzare viti Ø3,5 mm.
- For timber fronts we recommend Ø3,5 mm screws.

Kit agganci posteriori
Set of back fittings

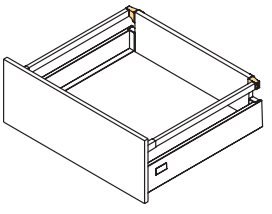

Cod.			
30286	**15**	**21**	20

Tecnoplastica / Plastic

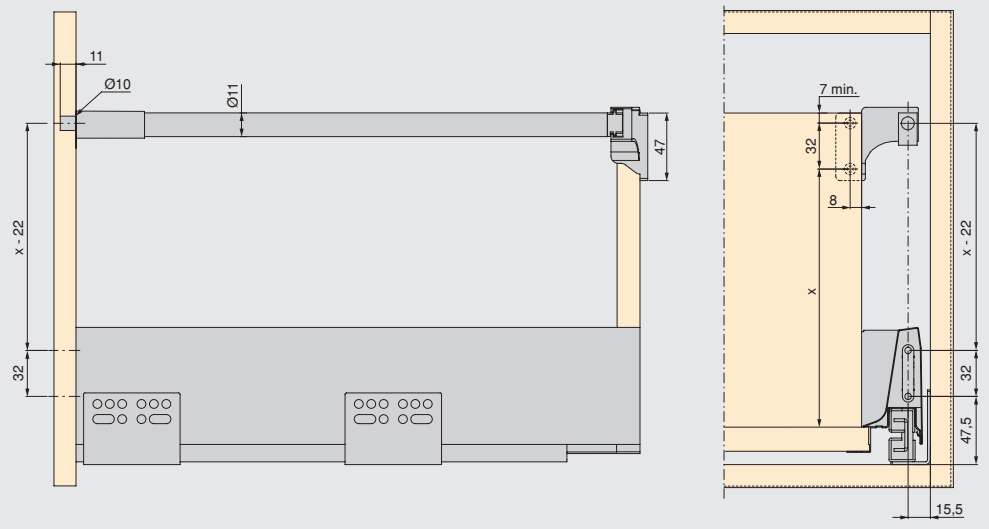

12 | Verniciato bianco / White painted
15 | Plastica bianca / White plastic
21 | Plastica grigia / Grey plastic
25 | Verniciato alluminio / Silver painted

Supplementi laterali 141 mm

Lateral supplement 141 mm

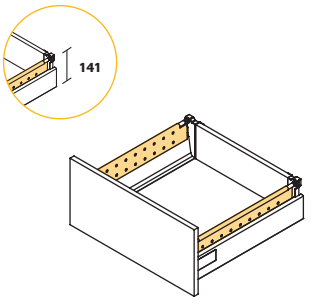

Prof. Depth	Cod.		
450	**41916**	**25**	4
500	**41917**	**25**	4

Acciaio / Steel

3006612
3006625

Supplementi laterali 204 mm

Lateral supplement 204 mm



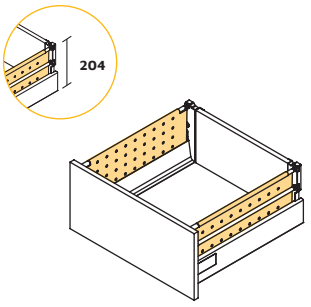

Prof. Depth	Cod.		
350	**41935**	**25**	4
400	**41936**	**25**	4
450	**41937**	**25**	4
500	**41938**	**25**	4

Acciaio / Steel

3000312
3000325

Coppia di agganci frontali 141 mm

Set of frontal fittings 141 mm

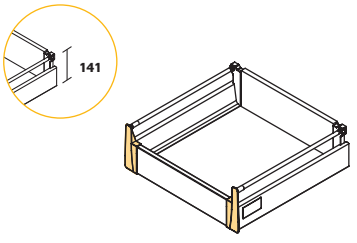

Cod.		
41902	**21**	4

Tecnoplastica / Plastic

3006612
3006625

Coppia di agganci frontali 204 mm

Set of frontal fittings 204 mm

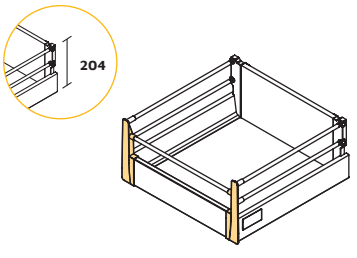

Cod.		
41903	**21**	4

Tecnoplastica / Plastic

3000312
3000325

Astina frontale Ø11 mm per cassetto interno

Frontal Ø11 mm railing for inner drawer

L	Cod.		
1,13 m	**41905**	**25**	10

Alluminio / Aluminium

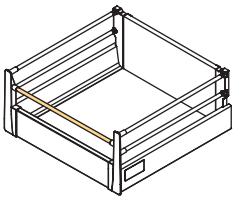

A - 68

A= Interno modulo
A= Module inner size

Profilo frontale per cassetto interno

Frontal profile for inner drawer

L	Cod.			
1,1 m	**41904**	**12**	**25**	10

Alluminio / Aluminium



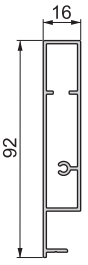

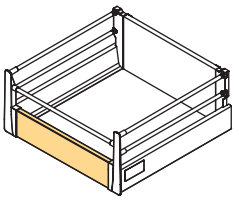

A - 98

A= Interno modulo
A= Module inner size

83

12 Verniciato bianco / White painted
15 Plastica bianca / White plastic
21 Plastica grigia / Grey plastic
25 Verniciato alluminio / Silver painted

ACCESSORI VANTAGE-Q
VANTAGE-Q ACCESSORIES

Set stabilizzatore per guide con chiusura soft
Stabilizer set for slides with soft close

Prof. Depth	Cod.		
500	**41990**	**21**	8

Acciaio, alluminio e tecnoplastica
Steel, aluminium and plastic

Lunghezza della barra stabilizzatrice = Larghezza interna del modulo - 9 mm.
Stabilizing bar length = Module internal width - 9 mm.

- Sincronizza l'apertura e la chiusura delle guide con chiusura soft.
- Stabilizza e evita oscillazioni del cassetto.
- Idoneo per cassetti di larghezza di modulo compreso tra i 900 e i 1.200 mm.
- La barra stabilizzatrice può essere tagliata per adattarla alla larghezza del modulo (max. 1200 mm).

- Synchronizes opening and closing of drawer slides.
- Stabilizes action to avoid sideways movement of drawers.
- Ideal for drawers from 900 to 1200 mm wide.
- Stabilizing bar can be cut to fit module width (maximum 1.200 mm).

Distanziale laterale
Lateral spacers

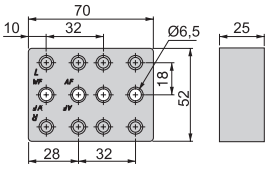

Cod.			
41941	**15**	**21**	8

Tecnoplastica / Plastic

Per il montaggio della guida si raccomanda l'utilizzo di viti Euro.

For the assembly, we recommend to use Euro screws.

- Permette di montaggio con porte incernierate.
- Allows assembly with hinged doors.

Sagoma di foratura dell'aggancio sul frontalino
Template to fix the clip of the drawer front

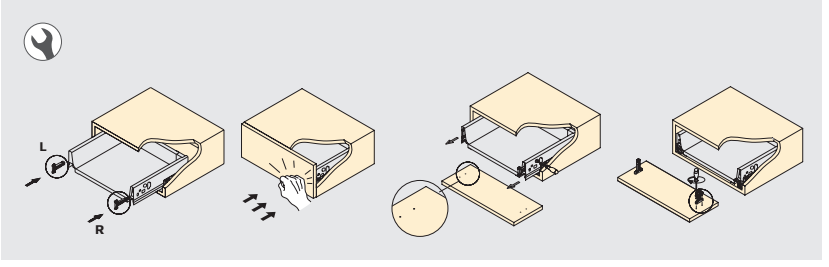

Cod.		
41918	**21**	1

Acciaio e tecnoplastica
Steel and plastic

Sagoma di foratura per astina
Template to fix round railing

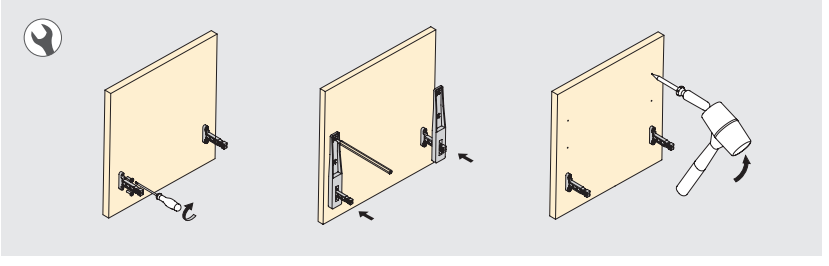

Cod.		
41919	**21**	1

Tecnoplastica / Plastic

Macchina di montaggio ARM 1.2

ARM 1.2 assembly machine

Descrizione / Description	Cod.		
Macchina / Machine	**41925**	**20**	1
Basamento / Bed plate	**41926**	**20**	1

Acciaio e alluminio / Steel and aluminium

www.emuca.com

- Macchina pneumatica da banco per l'assemblaggio di schiena, fianchi e fondo del cassetto.
- Azionamento mediante pedale pneumatico.
- Directiva CEE sulle macchine 89/392/CEE; 91/368/CEE; 93/44/CEE y 93/68/CEE: UNE EN 292-1; 292-2/A1; 614; 614-2; 894-1; 894-2; 894-3; 13857; 953; 1037; 1050 y 983.
- Larghezza cassetto: massima 1.200 mm / minima 300 mm.
- Lunghezza della spondina: 270 a 500 mm.
- Altezza della schiena: 84-135-199 mm.
- Peso della macchina: 58 kg.
- Pressione di esercizio: 6,12 bar (6 kg/cm^2)
- Dimensioni. Altezza: 1.512 mm/Larghezza: 1.430 mm/Profondità: 494 mm.

- Pneumatic benchtop machine of for the assembly of back, sides and bottom of the drawer.
- Operation by means of pneumatic pedal.
- Anti-entrapment safety mechanism provides complete operator protection and meets standards; CEE standard on machinery 89/392/CEE; 91/368/CEE; 93/44/CEE y 93/68/CEE: UNE EN 292-1; 292-2/A1; 614; 614-2; 894-1; 894-2; 894-3; 13857; 953; 1037; 1050 y 983.
- Length of metal sides: 270 to 500 mm.
- Height of back: 84-135-199 mm.
- Weight of machine: 58 kg.
- Pressure of work: 6,12 bar (6 kg/cm^2)
- Dimensions. Height: 1.172 mm Width: 1.510 mm/Depth: 494 mm.

Macchina di montaggio ARM 3

ARM 3 assembly machine

Descrizione / Description	Cod.		
Macchina / Machine	**41985**	**20**	1
Basamento / Bed plate	**41984**	**20**	1

Acciaio e alluminio / Steel and aluminium

www.emuca.com

- Macchina per il montaggio in serie dei cassetti Vantage-Q.
- Macchina semplice da usare, con regolazione facile, per cassetti di differenti misure.
- Blocco automatico del cassetto sulla macchina, montaggio senza necessitá di altri attrezzi.
- Misure cassetti, da 270 a 1.200 mm di larghezza.
- Profonditá fianchi da 270 - 300 – 350 – 400 – 450 - 500 mm.
- Altezze schiene 83 - 141 - 204 mm.
- Utilizzabile per schiene in legno, alluminio, acciaio.
- Peso della macchina circa 120 kg (senza pallet).
- Pressione esercitata 7-8 kg/cm^2.
- Certificata CE.
- Conforme alla direttiva macchine 2006/42/ce (doue l-1527.09-06-2006).
- Basamento opzionale.
- Tempo di produzione circa 20 secondi.

- Machine for assembling Vantage-Q big productions.
- Easy to work with and easy adjustment for different drawer measures.
- Pneumatic profile assembly with no need of tools.
- Drawer widths of 270 to 1.200 mm.
- Drawer depths 270 - 300 - 350 - 400 - 450 - 500 mm.
- Back-panel heights of 83 - 141 - 204 mm.
- Valid for wood, aluminium and steel backs.
- Weight of the machine 120 kg (without bed plate).
- Pneumatic system: Air 7-8 kgr/cm^2.
- CE certificated.
- According to the machinery directive 2006/42/CE (DOUE L-1527.09-06-2006).
- Optional bed plate.
- Cycle time approx. 20 seconds.

Unione frontalino-fondo Lokbox

Lokbox front-bottom union

Cod.		
30026	**21**	20

Tecnoplastica / Plastic

www.emuca.com

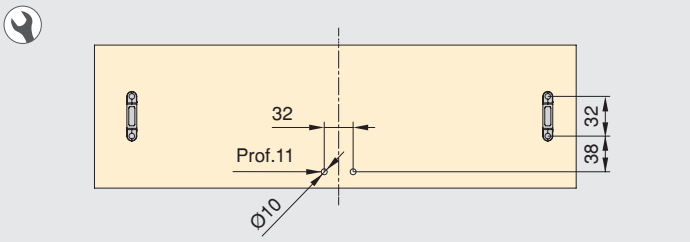

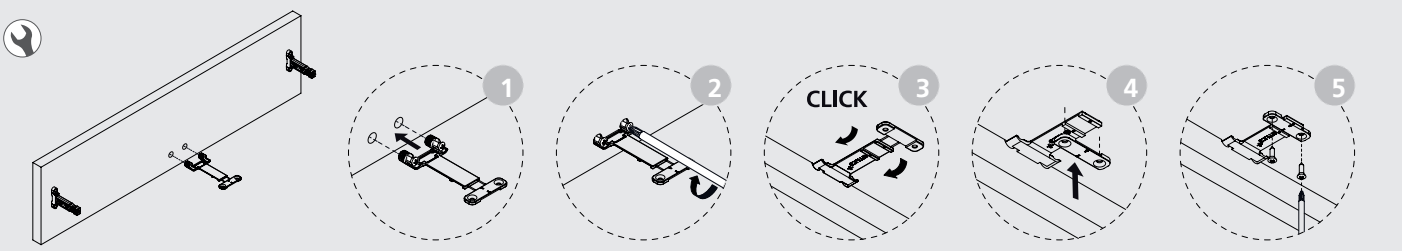

Schiena sagomata in acciaio

Steel under-sink insert

Cod.			
30120	**12**	**25**	6

Alluminio / Aluminium

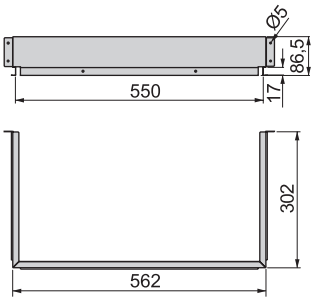

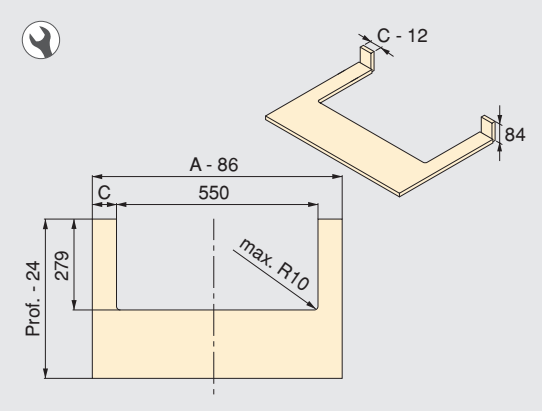

12 | Verniciato bianco / White painted
15 | Plastica bianca / White plastic
21 | Plastica grigia / Grey plastic
25 | Verniciato alluminio / Silver painted

Salva sifone rettangolare

Rectangular under-sink insert

Cod.			
30118	**15**	**21**	6

Tecnoplastica / Plastic



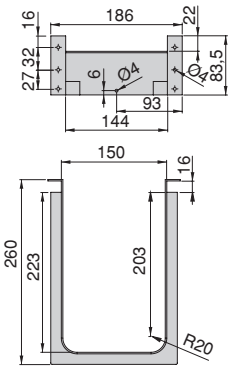

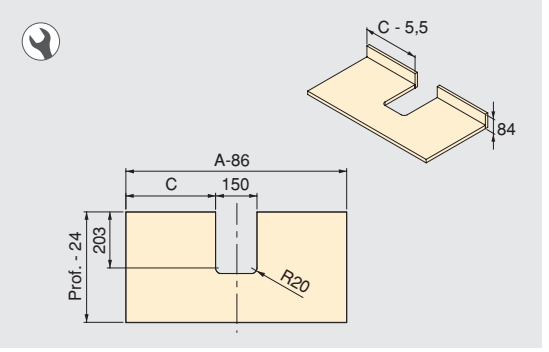

Salva sifone rettangolare con vaschetta

Rectangular under-sink insert with drawer

Cod.			
30114	**15**	**21**	6

Tecnoplastica / Plastic

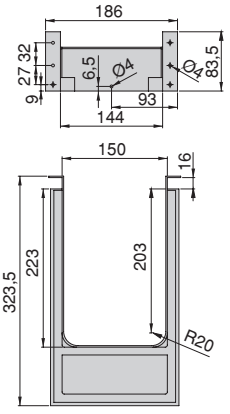

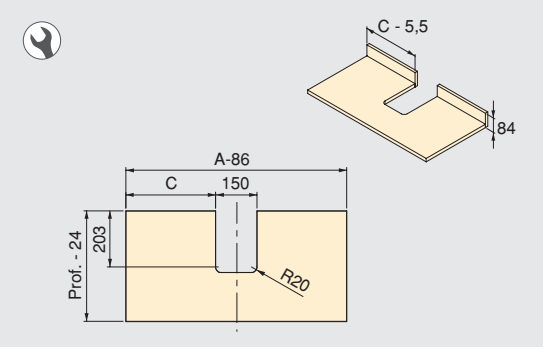

Salva sifone curvo

Curved under-sink insert

Cod.			
30121	**15**	**21**	10
30115	**15**	**21**	80

Tecnoplastica / Plastic



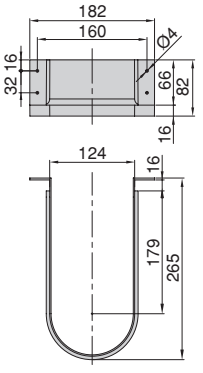

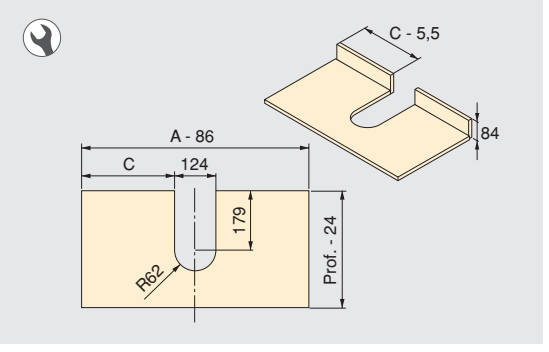

ultrabox

- Cassetto in acciaio formato da due spondine laterali e guide con chiusura a caduta.
- Il fondo non necessita di lavorazione. Assemblaggio con viti.
- Capacità di fissaggio dell'aggancio sulle spondine migliorato.
- Cassetto fornito con aggancio premontato su spondine.
- Regolazione mediante eccentrico di ±2 mm in verticale.
- Le guide con finitura verniciato bianco RAL 9001 e verniciato alluminio RAL 9022.

- Steel drawer of formed by two lateral ribs and fall-closing.
- The bottom does not need mechanization screw-mounted.
- Improved fixation capcity of the hooking on te rib.
- It is served with the hooking mounted in the rib.
- Regulation by means of cam of ±2 mm in vertical.
- The slides finished in white RAL 9001 and in aluminium RAL 9022.



CASSETTO ULTRABOX
ULTRABOX DRAWER

Cassetto esterno Ultrabox
Exterior drawer Ultrabox

Max. 25 kg

H	Prof. Depth	Cod.			
86	270	**43873**	**12**	**25**	10
86	350	**43874**	-	**25**	10
86	400	**43875**	**12**	**25**	10
86	450	**43876**	**12**	**25**	10
86	500	**43877**	**12**	**25**	10
118	270	**43937**	-	**25**	10
118	350	**43938**	**12**	**25**	10
118	400	**43878**	**12**	**25**	10
118	450	**43879**	**12**	**25**	10
118	500	**43880**	**12**	**25**	10
150	270	**43939**	-	**25**	10
150	350	**43940**	**12**	**25**	10
150	400	**43881**	**12**	**25**	10
150	450	**43882**	**12**	**25**	10
150	500	**43883**	**12**	**25**	10

Acciaio / Steel

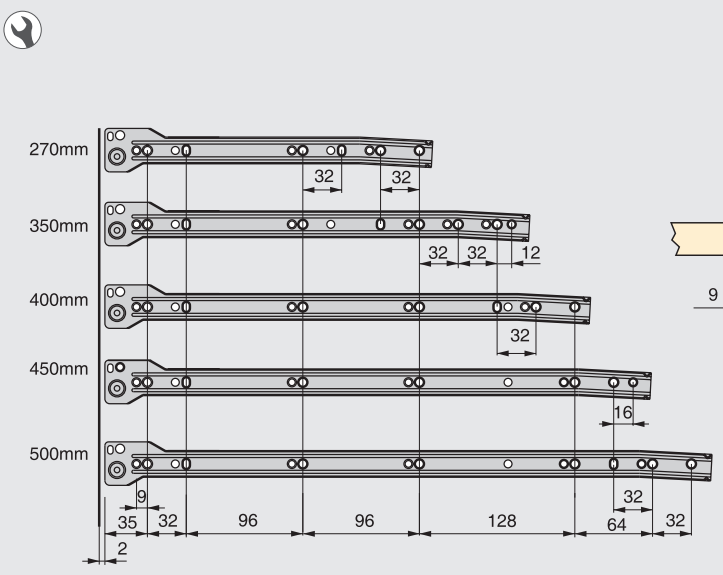

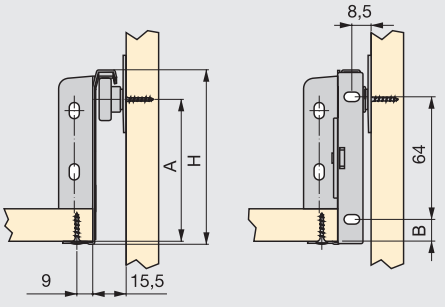

H	A	B
86	81	10
118	113	26
150	145	42

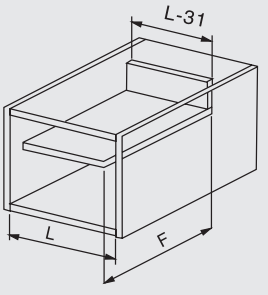

L= Luce del mobile
F= Prof. guida - 1

L= Ligth of the furniture
F= Slide depth - 1

ACCESSORI ULTRABOX
ULTRABOX ACCESSORIES

Astine Ø10
Ø10 rods

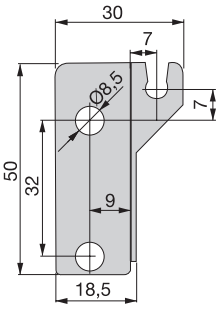

Prof. Depth	Cod.			
350	**43942**	-	**25**	10
400	**43936**	-	**25**	10
450	**43935**	-	**25**	10
500	**43934**	**12**	**25**	10

Acciaio e tecnoplastica / Steel and plastic

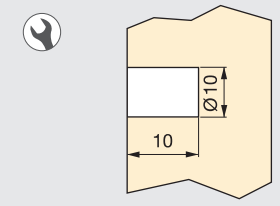

Tappo di finitura
Cover



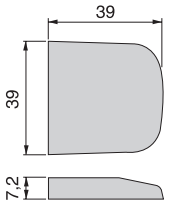

Cod.		
49617	**21**	200

Tecnoplastica / Plastic

- Possibilità di personalizzare i tappi estetici.
- You may customise the cover caps.

Unione frontalino-fondo Lokbox
Lokbox front-bottom union

Cod.		
30026	**21**	20

Tecnoplastica / Plastic

www.emuca.com

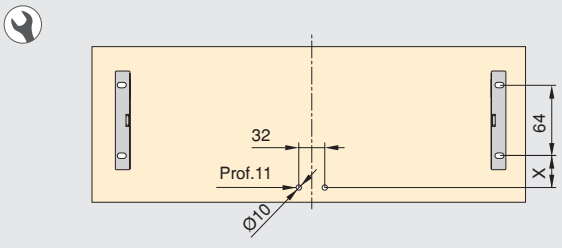

	X
Ultrabox 86	10
Ultrabox 118	26
Ultrabox 150	42

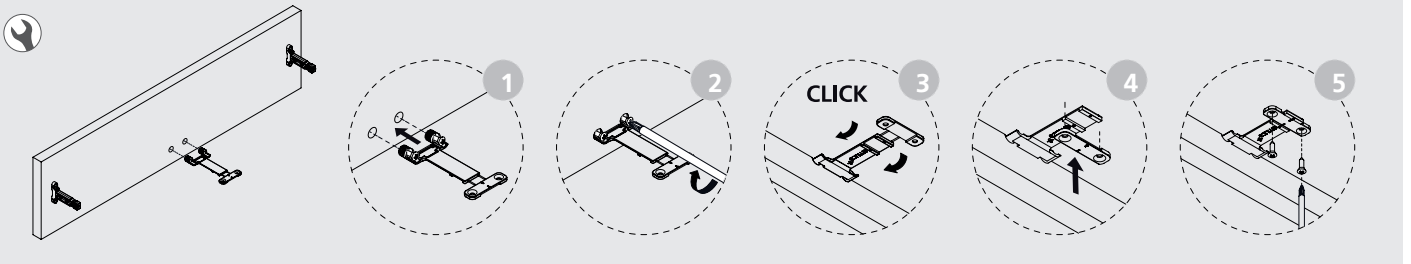

12 Verniciato bianco / White painted
15 Plastica bianca / White plastic
21 Plastica grigia / Grey plastic
25 Verniciato alluminio / Silver painted

Chiusura Soft per cassetto Ultrabox

Soft close mechanism for Ultrabox drawer

SLOW

Vite raccomandate Ø4x20 Cod. 5032405 o vite Euro Ø6x17 Cod. 5044005.

Recommended screw Ø4x20 Cod. 5032405 or Euro screw Ø6x17 Cod. 5044005.

L	Cod.		
250-300	**40055**	**21**	100
350-500	**40056**	**21**	100

Tecnoplastica / Plastic

- Si raccomanda il montaggio di 2 dispositivi per cassetto con il corrispondente attivatore.
- Si consegna per unità giacché si possono montare sia a destra che a sinistra.

- We recommend the installation of 2 mechanisms per drawer, with their corresponding activator.
- Supplied in single units as they can be used for either side.

Attivatore per chiusura Soft del cassetto Ultrabox

Activator for Ultrabox Soft close mechanism

Vite raccomandate Ø3x12 Cod. 5030606.

Recommended screw Ø3x12 Cod. 5030606.

Cod.		
40057	**15**	200

Tecnoplastica / Plastic

H	A	B
86	64	86
118	96	118
150	128	150

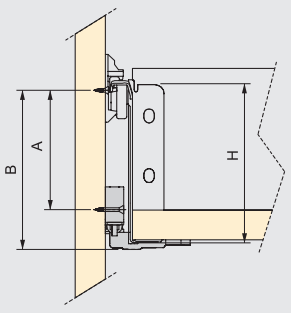

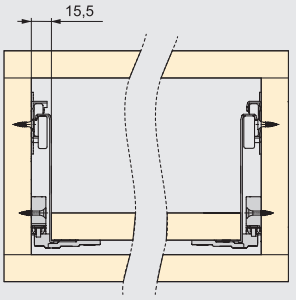

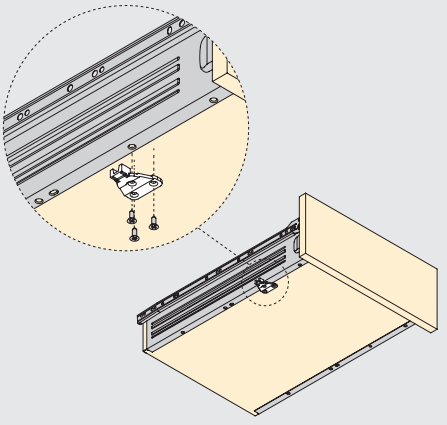

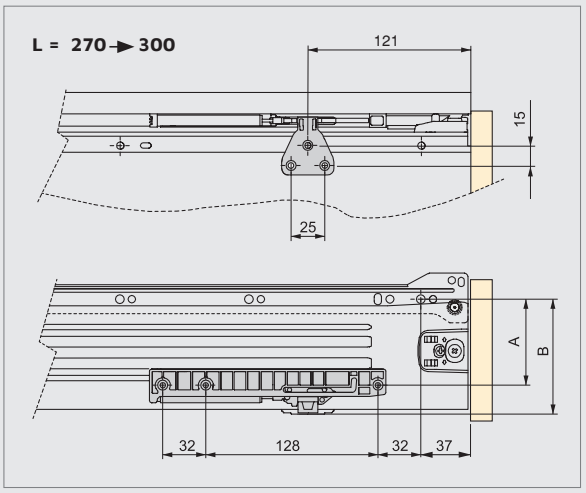

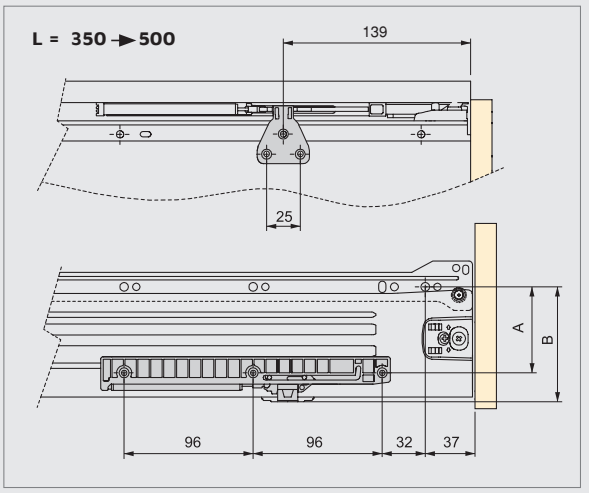

Salva sifone rettangolare

Rectangular under-sink insert

Cod.			
30118	**15**	**21**	6

Tecnoplastica / Plastic



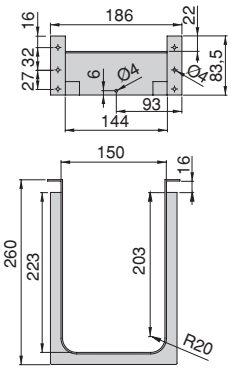

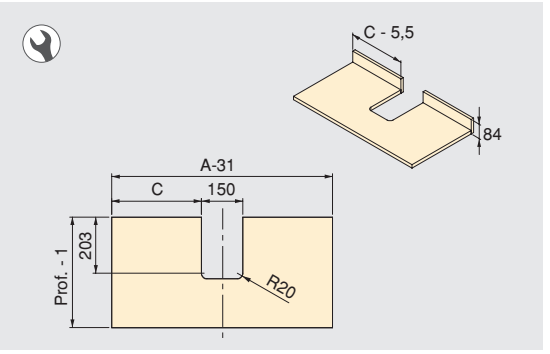

Salva sifone rettangolare con vaschetta

Rectangular under-sink insert with drawer

Cod.			
30114	**15**	**21**	6

Tecnoplastica / Plastic

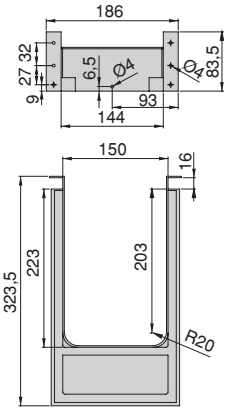

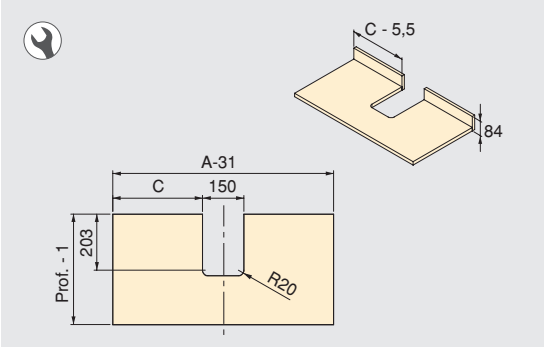

Salva sifone curvo

Curved under-sink insert

Cod.			
30121	**15**	**21**	10
30115	**15**	**21**	80

Tecnoplastica / Plastic



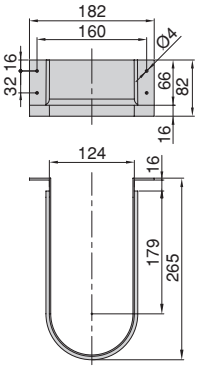

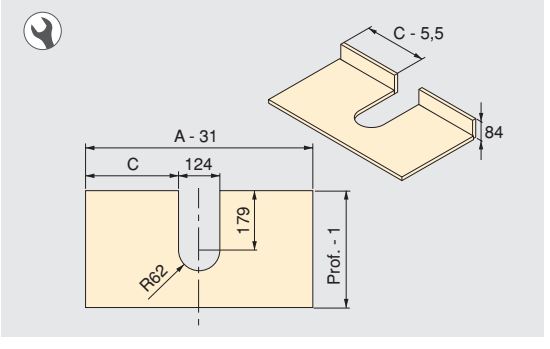

15 | Plastica bianca / White plastic
21 | Plastica grigia / Grey plastic

3.2
63/84

GUIDE PER CASSETTI

3.66 Guide a scomparsa Silver
3.70 Guide a scomparsa Slippe
3.77 Guide a rullo T30
3.79 Accessori per guide a rullo T30
3.81 Guide a sfere

DRAWER SLIDES

3.66 Silver concealed runners
3.70 Slippe concealed runners
3.77 T30 roller slides
3.79 Accessories for T30 roller slides
3.81 Ball bearing slides

INFORMATIONI GUIDE PER CASSETTI / DRAWER SLIDES INFORMATION

GUIDE A SCOMPARSA / CONCEALED RUNNERS

pag. 3.66	Silver	Estrazione TOTALE FULL extension	SLOW · Max. 30 kg · +4,5 mm	Perno di bloccaggio incluso. Blocking pivot included.	
pag. 3.67	Silver	Estrazione TOTALE FULL extension	PUSH · Max. 30 kg · +4,5 mm	Perno di bloccaggio incluso. Blocking pivot included.	
pag. 3.68	Silver	Estrazione PARZIALE 3/4 extension	SLOW · Max. 25 kg · +5 mm	Perno di bloccaggio incluso. Blocking pivot included.	
pag. 3.69	Silver	Estrazione PARZIALE 3/4 extension	PUSH · Max. 25 kg · +5 mm	Perno di bloccaggio incluso. Blocking pivot included.	
pag. 3.70	Slippe	Estrazione TOTALE FULL extension	SLOW · Max. 25 kg · +3 mm	Aggancio automatico. Automatic clip.	
pag. 3.71	Slippe	Estrazione TOTALE FULL extension	SLOW · Max. 25 kg · +4,5 mm	Perno di bloccaggio Cod. 3000721. Blocking pivot Cod. 3000721.	
pag. 3.72	Slippe	Estrazione TOTALE FULL extension	PUSH · Max. 25 kg · +4,5 mm	Perno di bloccaggio Cod. 3000721. Blocking pivot Cod. 3000721.	
pag. 3.73	Slippe	Estrazione PARZIALE 3/4 extension	SLOW · Max. 25 kg · +3 mm	Aggancio automatico. Automatic clip.	
pag. 3.74	Slippe	Estrazione PARZIALE 3/4 extension	SLOW · Max. 25 kg · +4,5 mm	Pivote bloqueo Cod. 3000621. Pivot de bloqueio Cod. 3000621.	
pag. 3.75	Slippe	Estrazione PARZIALE 3/4 extension	NORMAL · Max. 25 kg · +4,5 mm	Perno di bloccaggio Cod. 3000621. Blocking pivot Cod. 3000621.	
pag. 3.76	Slippe	Estrazione PARZIALE 3/4 extension	PUSH · Max. 25 kg · +4,5 mm	Perno di bloccaggio Cod. 3000621. Blocking pivot Cod. 3000621.	

GUIDE A RULLO / ROLLER RUNNERS

pag. 3.77	T30C	Estrazione PARZIALE 3/4 extension	Max. 20 kg	Montaggio con viti. Screw-on slides	Chiusura soft pag. 3.80. Soft close pag. 3.80. SLOW
pag. 3.78	T30M	Estrazione PARZIALE 3/4 extension	Max. 15 kg	Montaggio con graffe. Clip-on slides.	Chiusura soft pag. 3.80. Soft close pag. 3.80. SLOW

GUIDE A SFERE / BALL BEARING SLIDES

pag. 3.81	45 mm	Estrazione TOTALE FULL extension	SLOW · 45 · Max. 35 kg	
pag. 3.81	45 mm	Estrazione TOTALE FULL extension	45 · Max. 35 kg	
pag. 3.82	45 mm	Estrazione TOTALE FULL extension	45 · Max. 35 kg	Con squadra. With brackets.
pag. 3.82	37 mm	Estrazione TOTALE FULL extension	37 · Max. 25 kg	
pag. 3.83	17 mm	Estrazione PARZIALE 3/4 extension	17 · Max. 10 kg	

GUIDE A SCOMPARSA SILVER
SILVER CONCEALED RUNNERS

Guide Silver ad estrazione totale con chiusura soft
Silver full extension with soft close

NEW

Prof. Depth	Cod.		
250	**31200**	**05**	10
300	**31201**	**05**	10
350	**31202**	**05**	10
400	**31203**	**05**	10
450	**31204**	**05**	10
500	**31205**	**05**	10
550	**31206**	**05**	10

Acciaio / Steel

SLOW | Max. 30 kg | +4,5 mm

Perno di bloccaggio incluso.
Blocking pivot included.

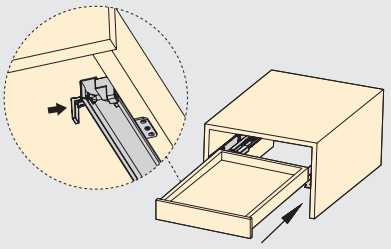

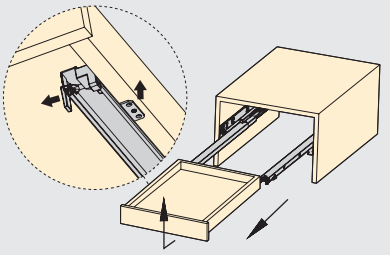

Silver

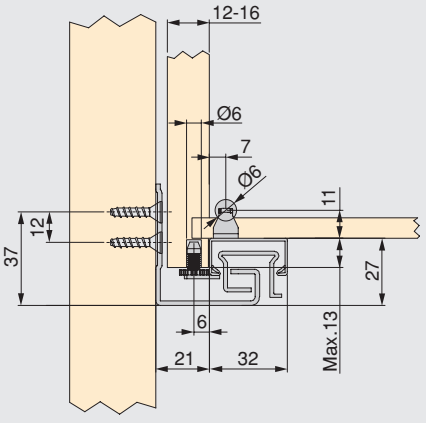

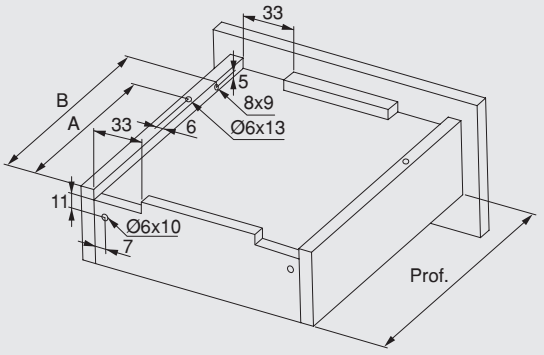

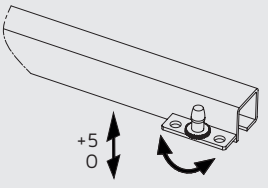

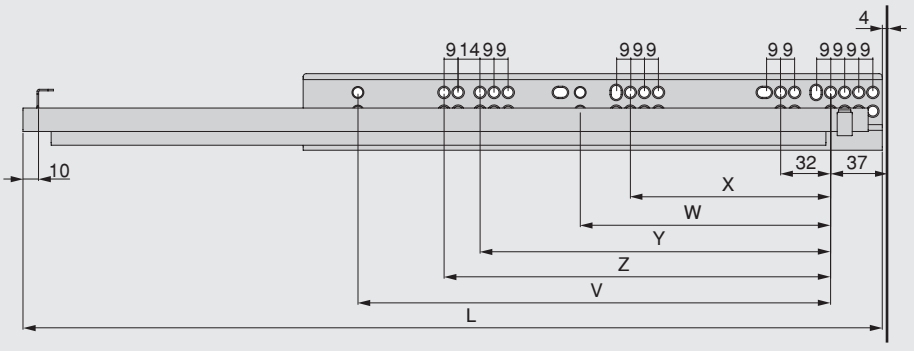

Prof	X	W	Y	Z	V	A	B	L
250	128	160	192	-	-	205	225	260
300	128	160	192	-	-	230	275	310
350	128	160	192	-	-	275	320	360
400	128	160	192	-	-	300	376	410
450	128	-	224	-	-	335	421	460
500	128	-	224	247	-	360	466	510
550	128	-	224	247	302	405	511	560

Guide Silver ad estrazione totale push

NEW

Silver full extension runners push to open

Prof. Depth	Cod.		
250	**31220**	**05**	10
300	**31221**	**05**	10
350	**31222**	**05**	10
400	**31223**	**05**	10
450	**31224**	**05**	10
500	**31225**	**05**	10

Acciaio / Steel

PUSH | Max. 30 kg | +4,5 mm

Perno di bloccaggio incluso.
Blocking pivot included.

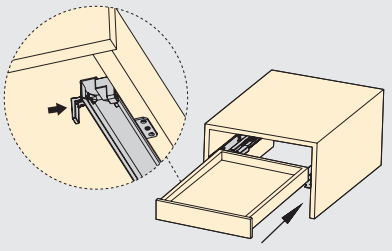

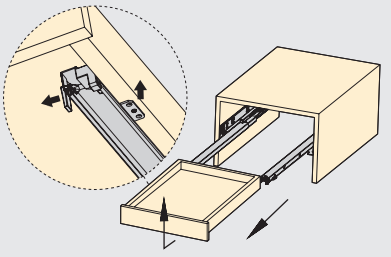

Silver

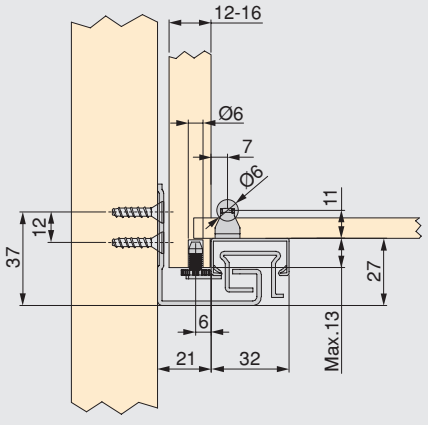

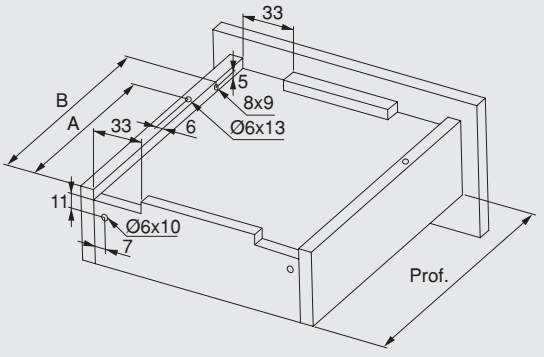

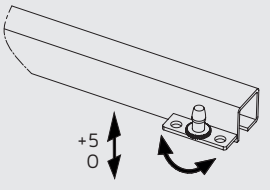

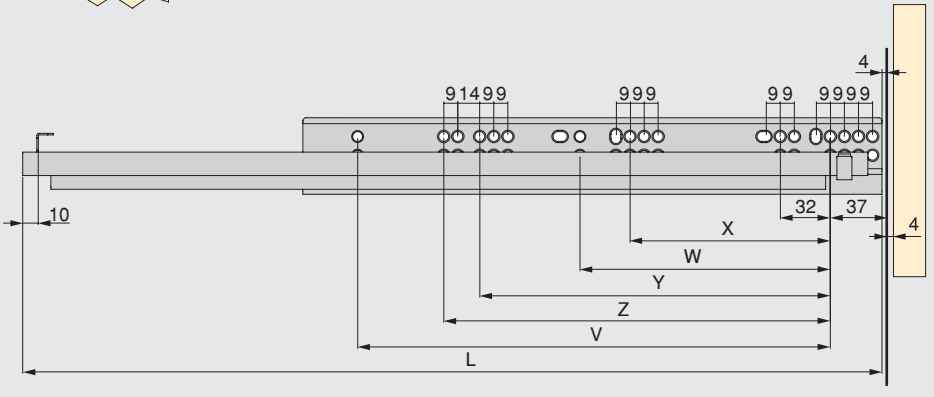

Prof	X	W	Y	Z	V	A	B	L
250	128	160	192	-	-	205	225	260
300	128	160	192	-	-	230	275	310
350	128	160	192	-	-	275	320	360
400	128	160	192	-	-	300	376	410
450	128	-	224	-	-	335	421	460
500	128	-	224	247	-	360	466	510
550	128	-	224	247	302	405	511	560

05 | Zincato bianco
Zinc plated

Guide Silver ad estrazione parziale con chiusura soft

Silver 3/4 extension runners with soft close

Prof. Depth	Cod.		
240	**30190**	**05**	10
290	**30191**	**05**	10
340	**30192**	**05**	10
390	**30193**	**05**	10
440	**30194**	**05**	10
490	**30195**	**05**	10

Acciaio / Steel

SLOW | Max. 25 kg | +5 mm

Perno di bloccaggio incluso.
Blocking pivot included.



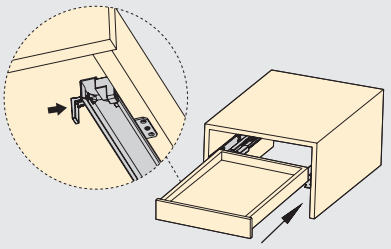

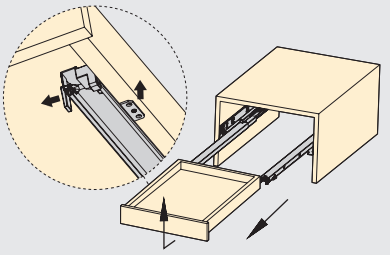

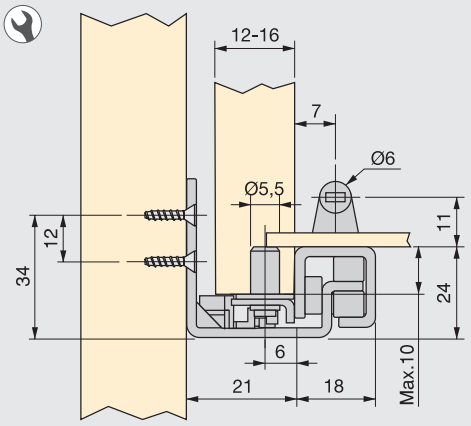

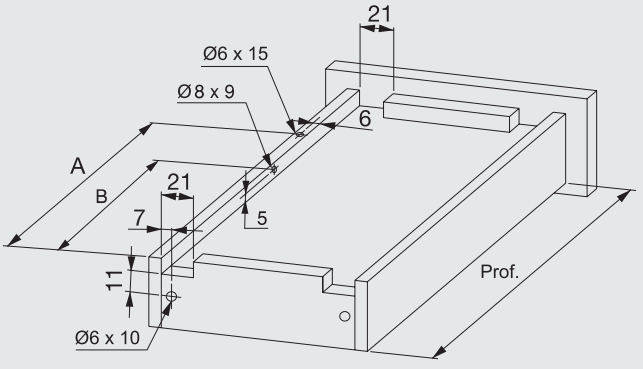

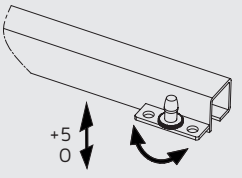

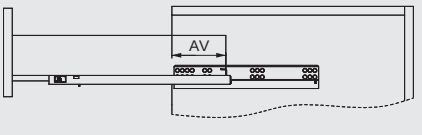

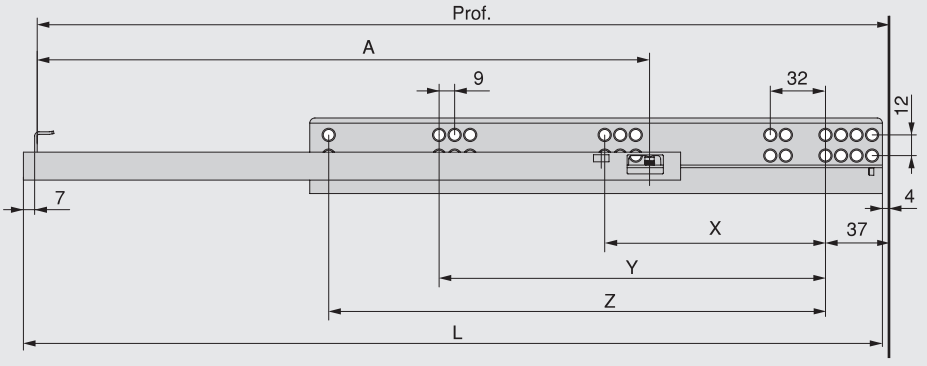

Prof	X	Y	Z	A	B	L	AV
240	128	-	-	220	188	250	86
290	128	-	-	245	213	300	86
340	128	192	-	270	238	350	86
390	128	224	-	305	273	400	107
440	128	224	-	330	298	450	107
490	128	224	288	355	323	500	107

Guide Silver ad estrazione parziale push

NEW

Silver 3/4 extension runners push to open

Prof. Depth	Cod.		
240	**31230**	**05**	10
290	**31231**	**05**	10
340	**31232**	**05**	10
390	**31233**	**05**	10
440	**31234**	**05**	10
490	**31235**	**05**	10

Acciaio / Steel

PUSH | Max. 25 kg | +5 mm

Perno di bloccaggio incluso.
Blocking pivot included.

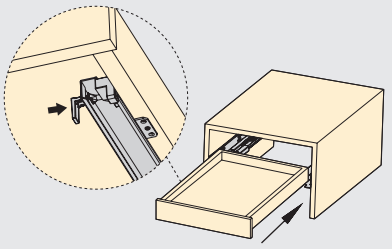

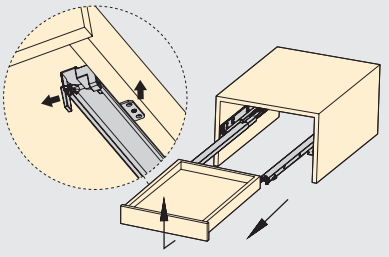

Silver

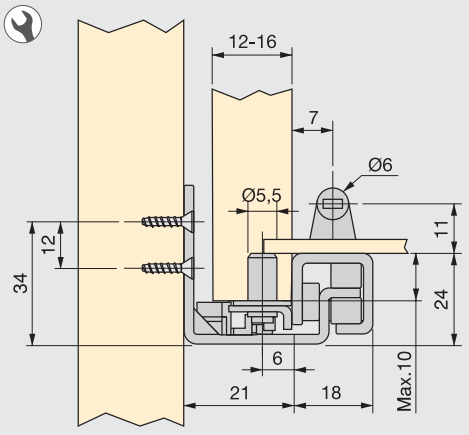

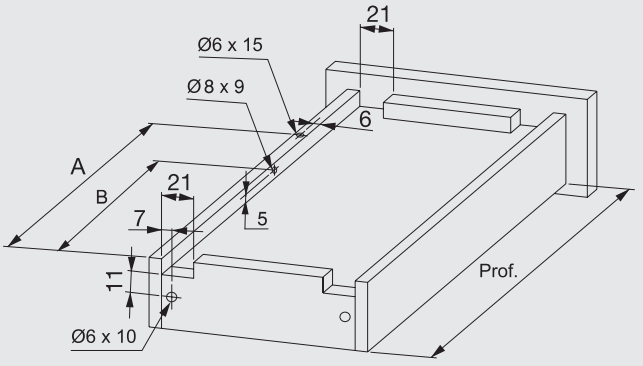

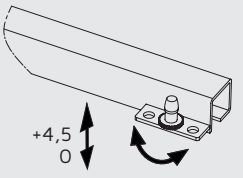

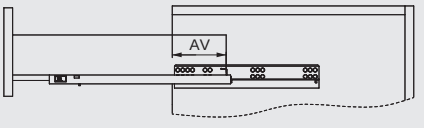

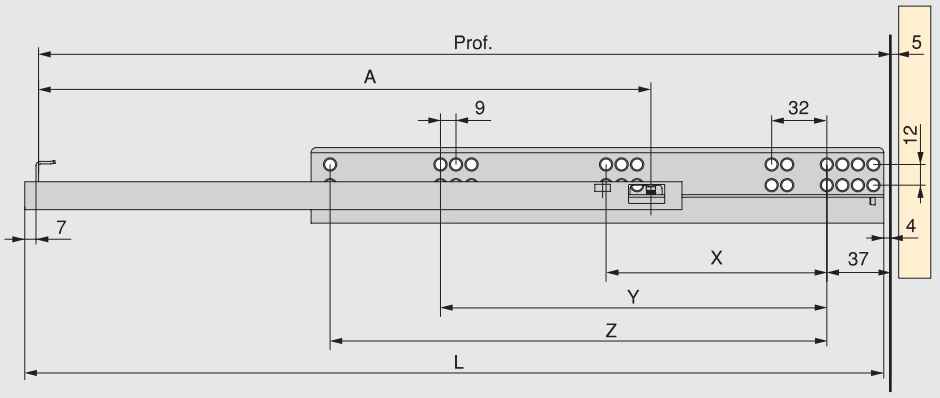

Prof	X	Y	Z	A	B	L	AV
240	128	-	-	220	188	250	86
290	128	-	-	245	213	300	86
340	128	192	-	270	238	350	86
390	128	224	-	305	273	400	107
440	128	224	-	330	298	450	107
490	128	224	288	355	323	500	107

05 | Zincato bianco
Zinc plated

GUIDE A SCOMPARSA SLIPPE
SLIPPE CONCEALED RUNNERS

Guide Slippe ad estrazione totale con chiusura soft e aggancio
Slippe full extension runners with clip and soft close



Prof. Depth	Cod.		
290	**40026**	**05**	10
340	**40027**	**05**	10
390	**40028**	**05**	10
440	**40029**	**05**	10
490	**40030**	**05**	10
540	**40084**	**05**	10
590	**40085**	**05**	10

Acciaio / Steel

SLOW | Max. 25 kg | +3 mm

Aggancio automatico.
Automatic clip.

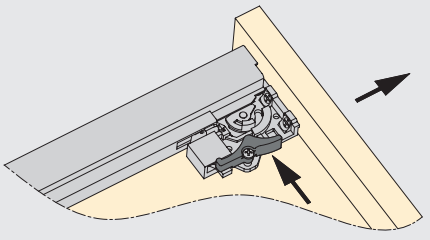

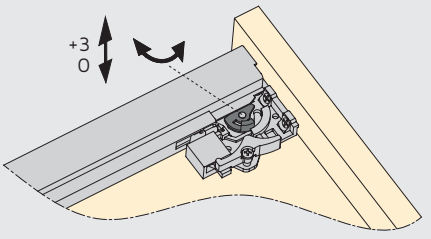

Slippe

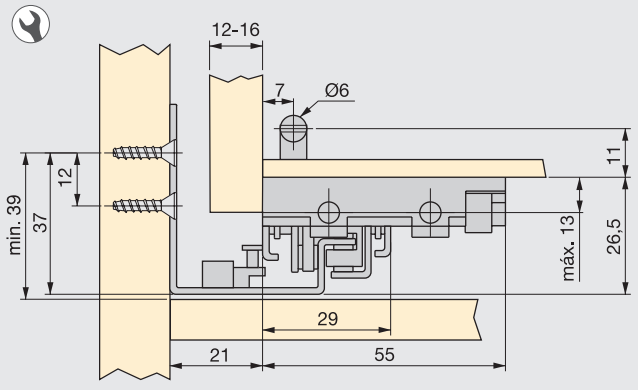

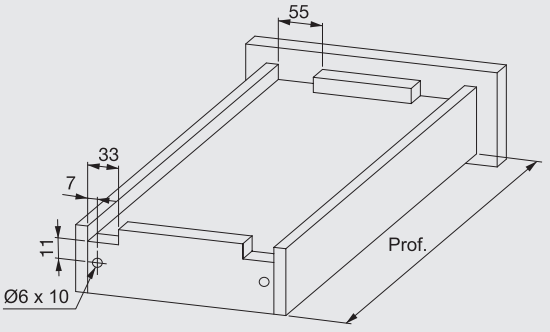

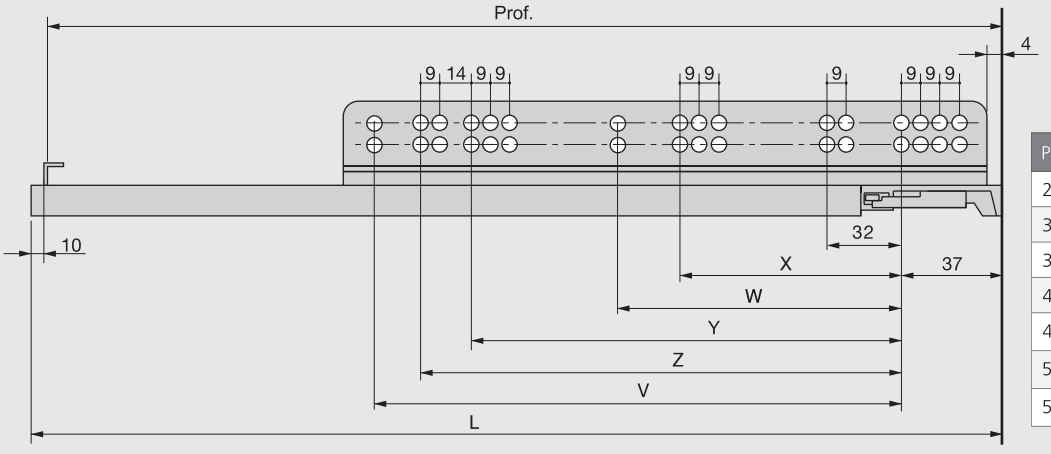

Prof	X	W	Y	Z	V	L
290	128	160	-	-	-	300
340	128	192	-	-	-	350
390	128	-	192	-	-	400
440	128	-	224	-	-	450
490	-	128	224	247	-	500
540	-	128	224	247	302	550
590	-	128	224	247	302	600

Guide Slippe ad estrazione totale con chiusura soft

Slippe full extension with soft close

Prof. Depth	Cod.		
240	**40081**	**05**	10
290	**41041**	**05**	10
340	**41042**	**05**	10
390	**41043**	**05**	10
440	**41044**	**05**	10
490	**41045**	**05**	10
540	**40082**	**05**	10
590	**40083**	**05**	10

Acciaio / Steel

SLOW | Max. 25 kg | +4,5 mm

Perno di bloccaggio.
Blocking pivot.

Cod.		
30007	**21**	200
Tecnoplastica / Plastic		

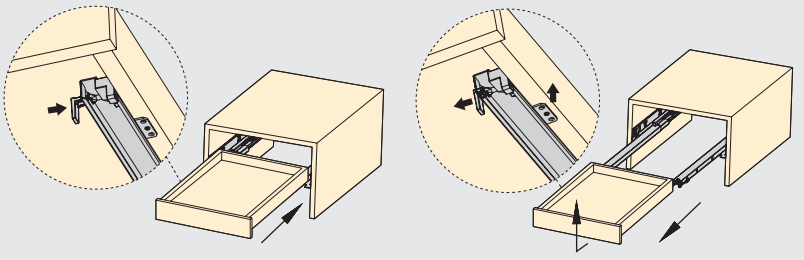

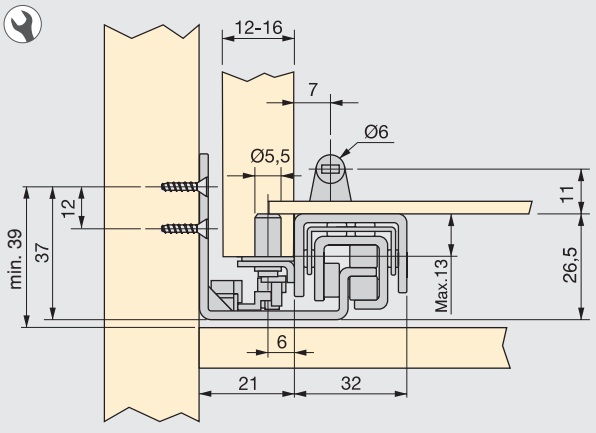

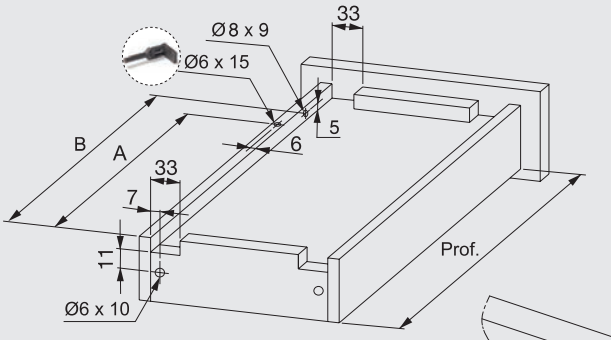

Slippe

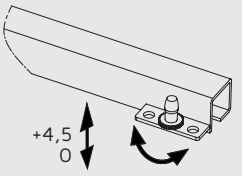

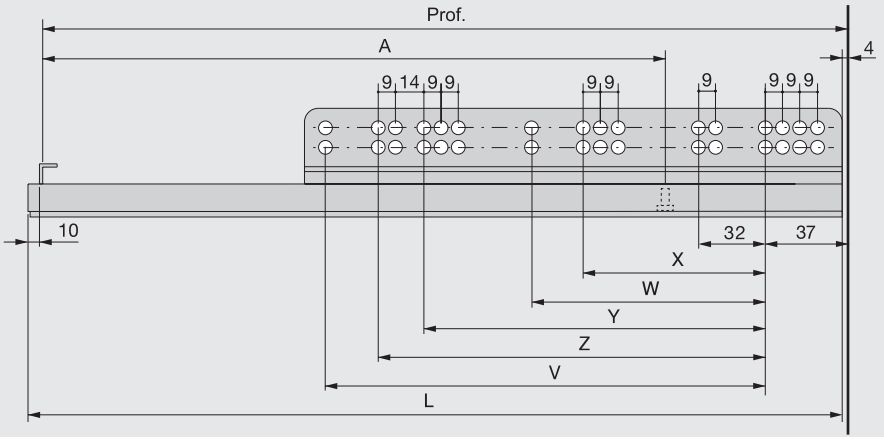

Prof	X	W	Y	Z	V	A	B	L
240	96	160	-	-	-	190	200,5	250
290	128	160	-	-	-	245	255,5	300
340	128	192	-	-	-	270	280,5	350
390	128	-	192	-	-	305	319,5	400
440	128	-	224	-	-	330	369,5	450
490	-	128	224	247	-	355	419,5	500
540	-	128	224	247	302	390	469,5	550
590	-	128	224	247	302	415	519,5	600

Guide Slippe ad estrazione totale push

Slippe full extension runners push to open

Prof. Depth	Cod.		
240	**30020**	**05**	10
290	**30021**	**05**	10
340	**30022**	**05**	10
390	**30023**	**05**	10
440	**30024**	**05**	10
490	**30025**	**05**	10

Acciaio / Steel

PUSH | Max. 25 kg | +4,5 mm

Perno di bloccaggio.
Blocking pivot.

Cod.		
30007	**21**	200
Tecnoplastica / Plastic		

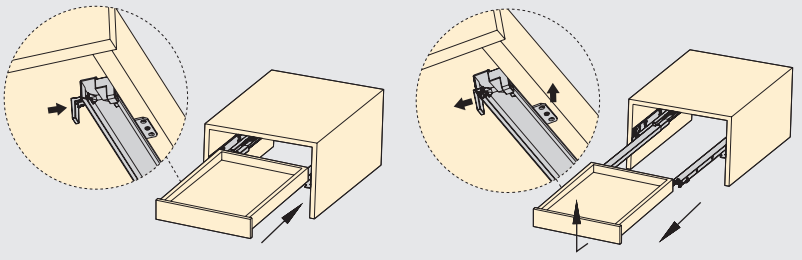

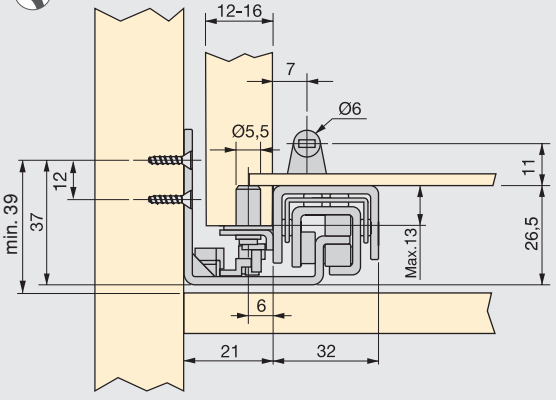

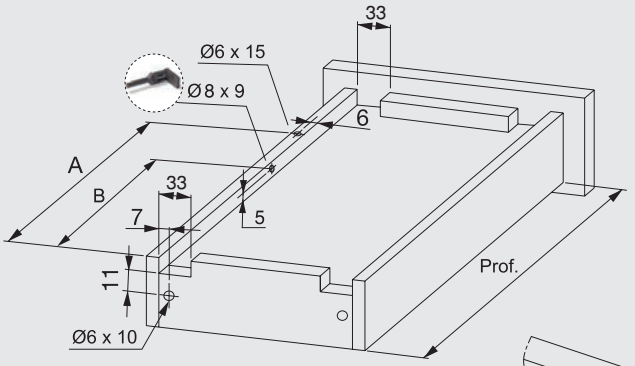

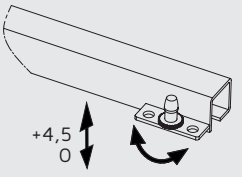

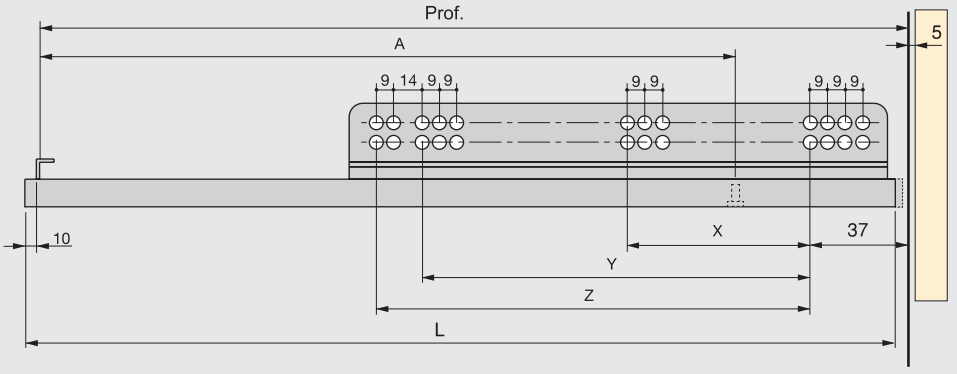

Prof	X	Y	Z	A	B	L
240	96	-	-	190	200,5	250
290	128	-	-	245	255,5	300
340	128	-	-	270	280,5	350
390	128	-	-	305	319,5	400
440	128	224	-	330	369,5	450
490	128	224	247	355	419,5	500

Guide Slippe ad estrazione parziale con chiusura soft e aggancio

Slippe 3/4 extension runners with clip and soft close

Prof. Depth	Cod.		
290	**40032**	**05**	10
340	**40033**	**05**	10
390	**40034**	**05**	10
440	**40035**	**05**	10
490	**40036**	**05**	10

Acciaio / Steel



SLOW | Max. 25 kg | +3 mm

Aggancio automatico.
Automatic clip.

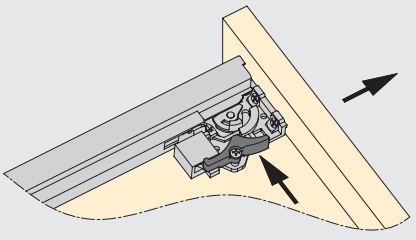

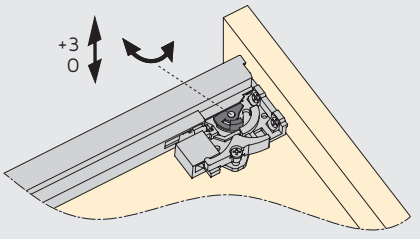

Slippe

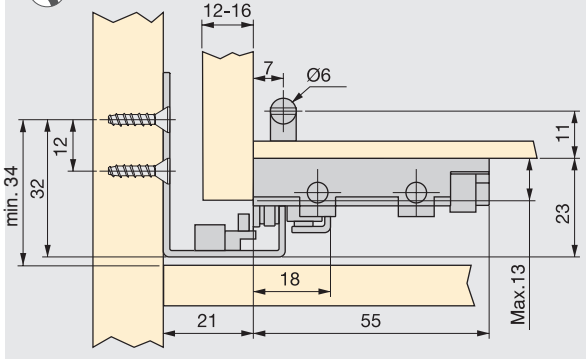

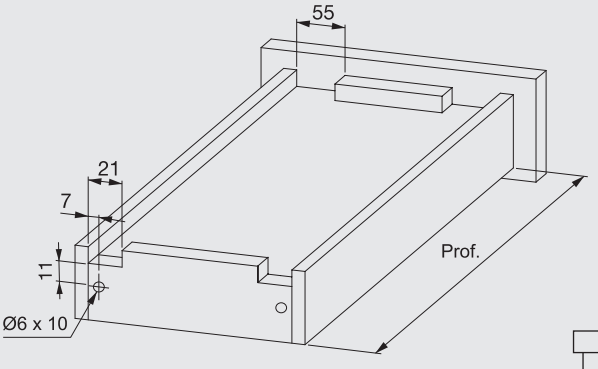

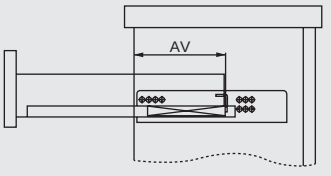

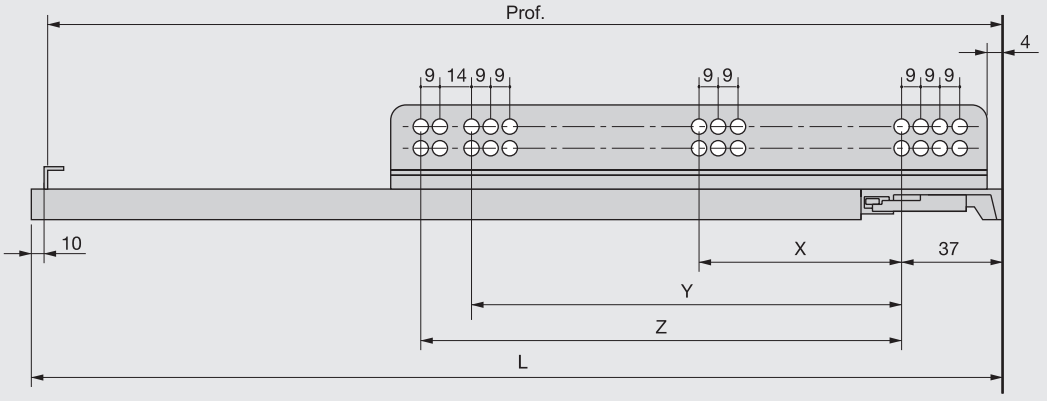

Prof	X	Y	Z	L	AV
240	96	-	-	250	98,5
290	128	-	-	300	98,5
340	128	-	-	350	98,5
390	128	-	-	400	118,5
440	128	224	-	450	118,5
490	-	224	247	500	118,5

05 | Zincato bianco / Zinc plated
21 | Plastica grigia / Grey plastic

Guide Slippe a rullo ad estrazione parziale con chiusura soft

Slippe 3/4 extension roller runners with soft close

Prof. Depth	Cod.		
240	**41024**	**05**	10
290	**41025**	**05**	10
340	**41026**	**05**	10
390	**41027**	**05**	10
440	**41028**	**05**	10
490	**41029**	**05**	10

Acciaio / Steel

SLOW | Max. 25 kg | +4,5 mm

Perno di bloccaggio.
Blocking pivot.

Cod.		
30006	**21**	200
Tecnoplastica / Plastic		

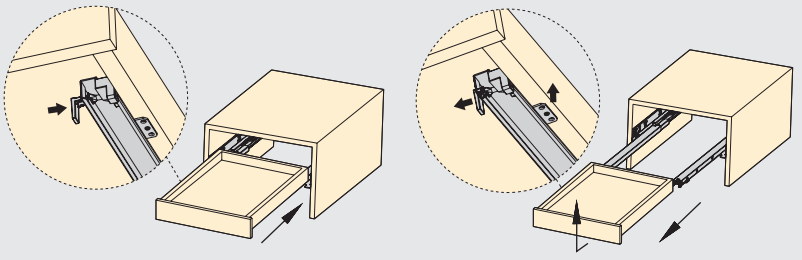

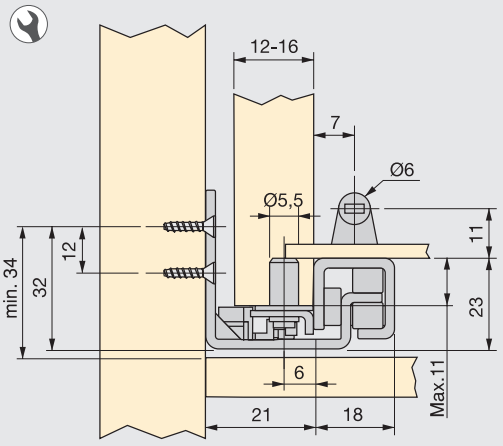

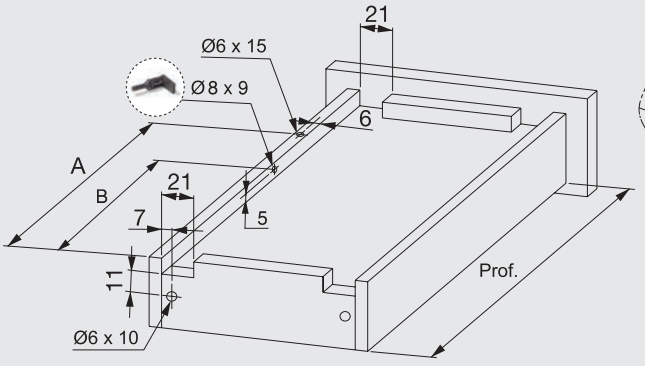

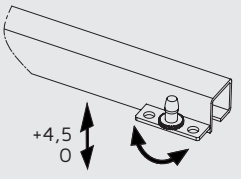

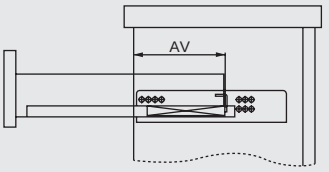

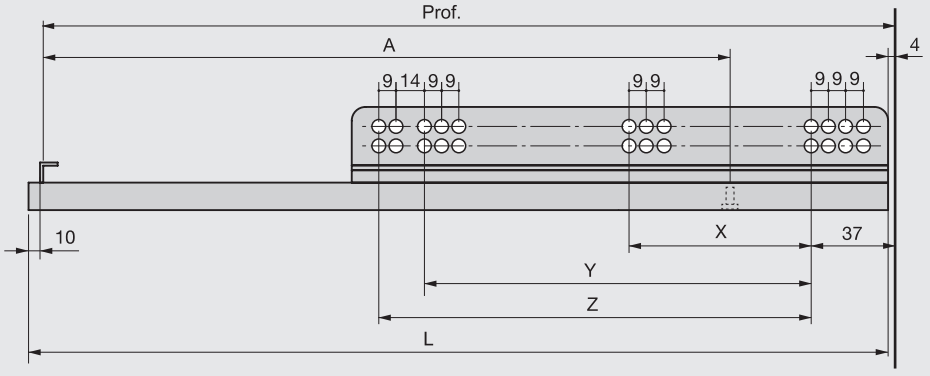

Prof	X	Y	Z	A	B	L	AV
240	96	-	-	220	188	250	86,5
290	128	-	-	245	213	300	86,5
340	128	-	-	270	238	350	86,5
390	128	-	-	305	273	400	106,5
440	128	224	-	330	298	450	106,5
490	-	224	247	355	323	500	106,5

Guide Slippe ad estrazione parziale con autochiusura

Slippe 3/4 extension runners with double self-close

Prof. Depth	Cod.		
290	**49536**	**05**	10
340	**49537**	**05**	10
390	**49538**	**05**	10
440	**49539**	**05**	10
490	**49540**	**05**	10

Acciaio / Steel

NORMAL | Max. 25 kg | +4,5 mm

Perno di bloccaggio.
Blocking pivot.

Cod.		
30006	**21**	200
Tecnoplastica / Plastic		

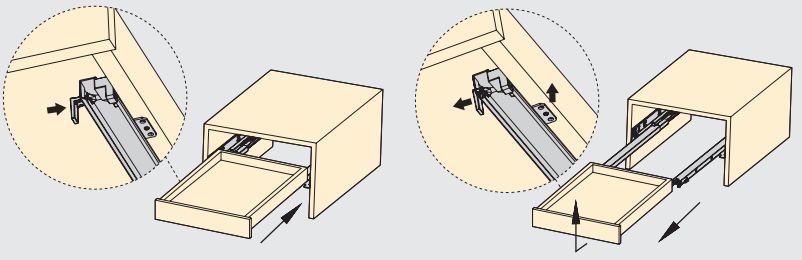

Slippe

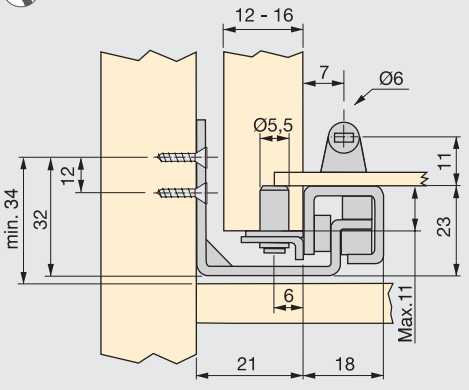

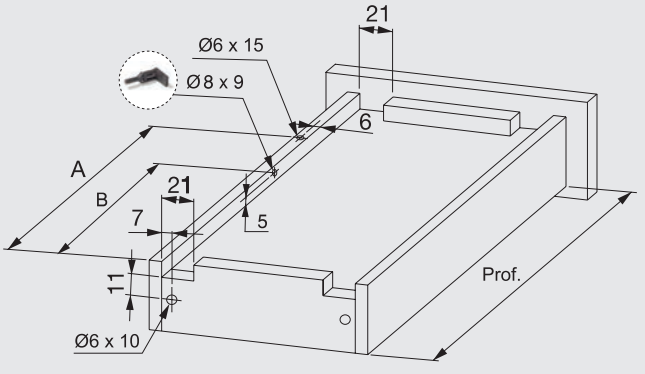

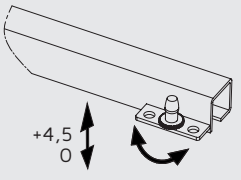

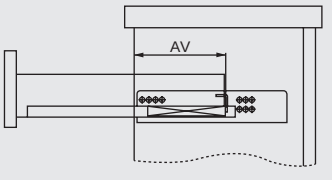

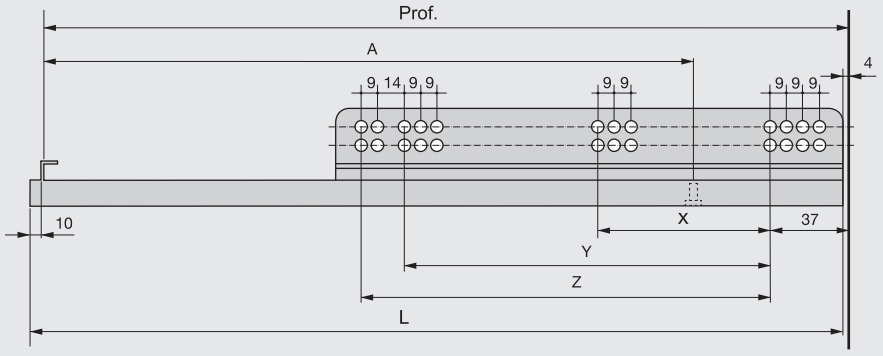

Prof	X	Y	Z	A	B	L	AV
240	96	-	-	220	188	250	86,5
290	128	-	-	245	213	300	86,5
340	128	-	-	270	238	350	86,5
390	128	-	-	305	273	400	106,5
440	128	224	-	330	298	450	106,5
490	-	224	247	355	323	500	106,5

05 | Zincato bianco / Zinc plated
21 | Plastica grigia / Grey plastic

Guide Slippe ad estrazione parziale push

Slippe 3/4 extension runners push to open

Prof. Depth	Cod.		
240	**41030**	**05**	10
290	**41031**	**05**	10
340	**41032**	**05**	10
390	**41033**	**05**	10
440	**41034**	**05**	10
490	**41035**	**05**	10

Acciaio / Steel

PUSH | Max. 25 kg | +4,5 mm

Perno di bloccaggio.
Blocking pivot.

Cod.		
30006	**21**	200
Tecnoplastica / Plastic		

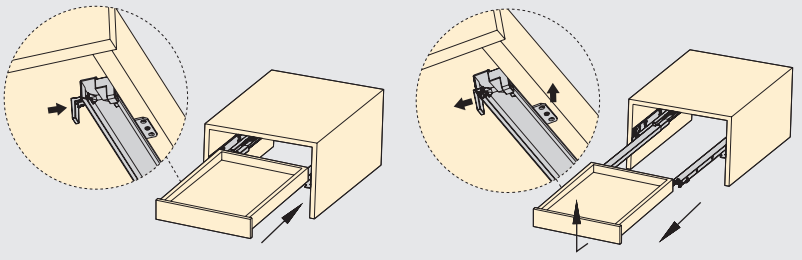

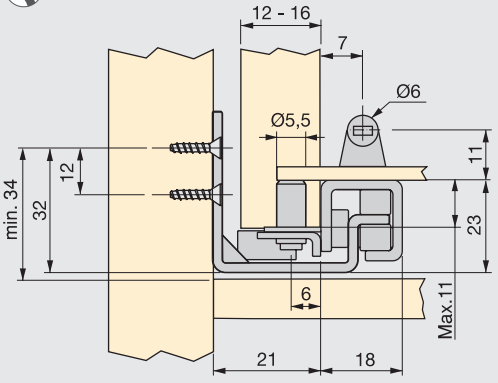

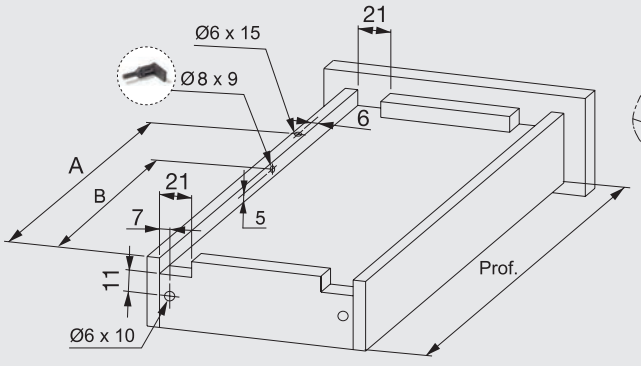

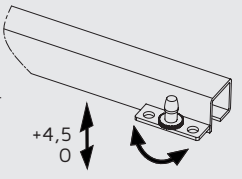

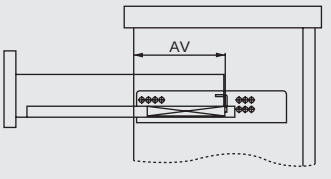

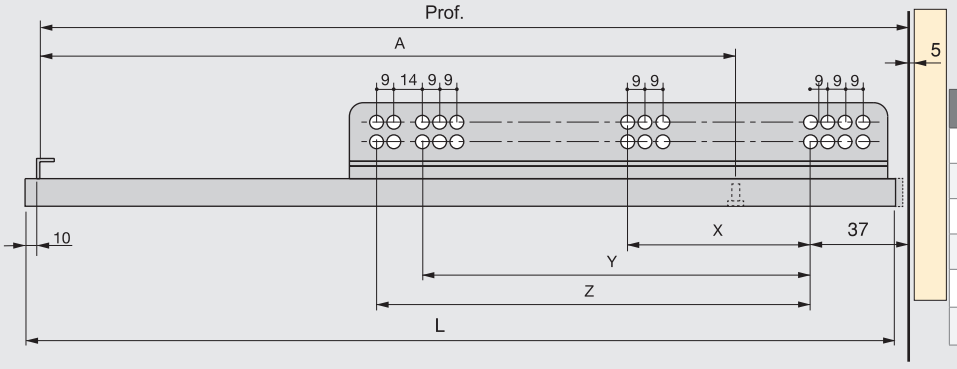

Prof	X	Y	Z	A	L	AV	B
240	96	-	-	221	250	86,5	189
290	128	-	-	271	300	86,5	239
340	128	-	-	321	350	86,5	289
390	128	-	-	371	400	106,5	339
440	128	224	-	421	450	106,5	389
490	-	224	247	471	500	106,5	439

GUIDE A RULLO T30
T30 ROLLER SLIDES

Guide T30C montaggio cassetto con viti
T30C screw-on slides

Max. 20 kg

L	Cod.				
250	**43884**	**12**	**14**	**25**	25
300	**43886**	**12**	**14**	**25**	25
350	**43887**	**12**	**14**	**25**	25
400	**43888**	**12**	**14**	**25**	25
450	**43889**	**12**	**14**	**25**	25
500	**43890**	**12**	**14**	**25**	25
550	**43891**	**12**	**14**	**25**	25
600	**43892**	**12**	**14**	**25**	25
800	**43893**	**12**	**14**	**25**	25

Acciaio / Steel

- Le guide con finitura verniciata nera (14) corrispondono al RAL 9005, il verniciato bianco (15) al RAL 9001 e il verniciato alluminio (25) al RAL 9022.
- Chiusura a caduta.
- Le guide si forniscono allegate.

- The slides finished in black (14) are RAL 9005, in white (12) RAL 9001, and in aluminium (25) RAL 9022.
- Closing with fall.
- Slides are supplied in sets.

- Per il montaggio della guida mediante vite euro su foro da Ø5: TSP Ø6,2 x 11 Cod. 6108507.
- Per il montaggio della guida mediante vite diretta senza preforo: TSP Ø3,5 x 16 Cod. 5031405.
- Consultare per guide con bussole premontate Ø8 o Ø10.

- For mounting slide with euro screw on Ø5 hole: Flathead Ø6,2 x 11 screw Cod. 6108507.
- For mounting slide without drilling: Flathead Ø3,5 x 16 screw Cod. 5031405.
- Please consulting the direct mounting version with Ø8 or Ø10 fixing lugs.

www.emuca.com

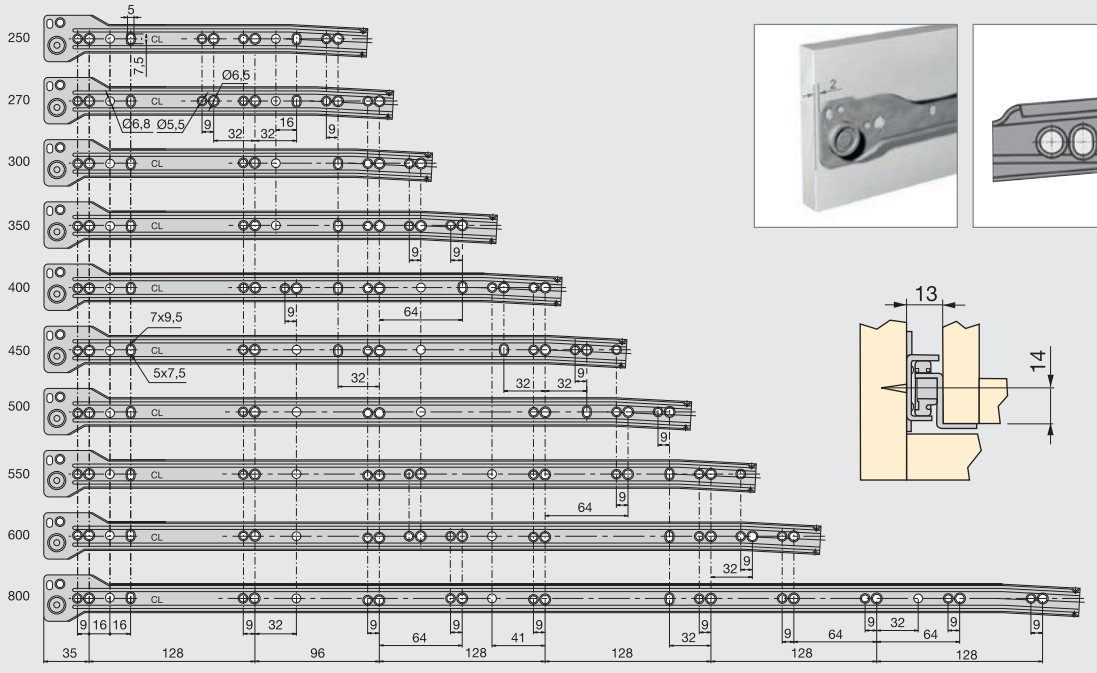

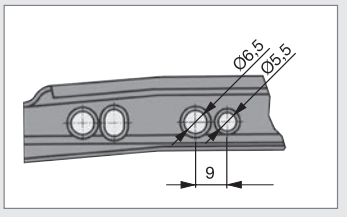

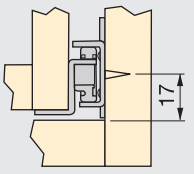

12 | Verniciato bianco / White painted
14 | Verniciato nero / Black painted
25 | Verniciato alluminio / Silver painted

Guide T30M montaggio cassetto con graffe

T30M clip-on slides

Max. 15 kg

- C= Guida del fianco.
- Z= Guida del cassetto.
- Le guide con finitura verniciata nera (14) corrispondono al RAL 9005, il verniciato bianco (12) al RAL 9001 e il verniciato alluminio (25) al RAL 9022.

- C= Side slide.
- Z= Drawer slide.
- The slides finished in black (14) are RAL 9005, in white (12) RAL 9001, and in aluminium (25) RAL 9022.

- Per il montaggio della guida mediante vite euro su foro da Ø5: TSP Ø6,2 x 11 Cod. 6108507.
- Per il montaggio della guida mediante vite diretta senza preforo: TSP Ø3,5 x 16 Cod. 5031405.
- Consultare per guide con bussole premontate Ø8 o Ø10.

- For mounting slide with euro screw on Ø5 hole: Flathead Ø6,2 x 11 screw Cod. 6108507.
- For mounting slide without drilling: Flathead Ø3,5 x 16 screw Cod. 5031405.
- Please consulting the direct mounting version with Ø8 or Ø10 fixing lugs.

L	Tipo	Cod.				
300	C- SX / L	**43894**	**12**	**14**	**25**	100
300	C- DX / R	**43895**	**12**	**14**	**25**	100
300	Z- SX/ L	**43896**	**12**	**14**	**25**	100
300	Z- DX/ R	**43897**	**12**	**14**	**25**	100
350	C- SX / L	**43898**	**12**	**14**	**25**	100
350	C- DX / R	**43899**	**12**	**14**	**25**	100
350	Z- SX/ L	**43900**	**12**	**14**	**25**	100
350	Z- DX/ R	**43901**	**12**	**14**	**25**	100
400	C- SX / L	**43902**	**12**	**14**	**25**	100
400	C- DX / R	**43903**	**12**	**14**	**25**	100
400	Z- SX/ L	**43904**	**12**	**14**	**25**	100
400	Z- DX/ R	**43905**	**12**	**14**	**25**	100
450	C- SX / L	**43906**	**12**	**14**	**25**	100
450	C- DX / R	**43907**	**12**	**14**	**25**	100
450	Z- SX/ L	**43908**	**12**	**14**	**25**	100
450	Z- DX/ R	**43909**	**12**	**14**	**25**	100
500	C- SX / L	**43910**	**12**	**14**	**25**	100
500	C- DX / R	**43911**	**12**	**14**	**25**	100
500	Z- SX/ L	**43912**	**12**	**14**	**25**	100
500	Z- DX/ R	**43913**	**12**	**14**	**25**	100
600	C- SX / L	**43924**	-	-	**25**	100
600	C- DX / R	**43925**	-	-	**25**	100
600	Z- SX/ L	**43929**	-	-	**25**	100
600	Z- DX/ R	**43928**	-	-	**25**	100
800	C- SX / L	**43926**	-	-	**25**	100
800	C- DX / R	**43927**	-	-	**25**	100
800	Z- SX/ L	**43932**	-	-	**25**	100
800	Z- DX/ R	**43933**	-	-	**25**	100

Acciaio / Steel

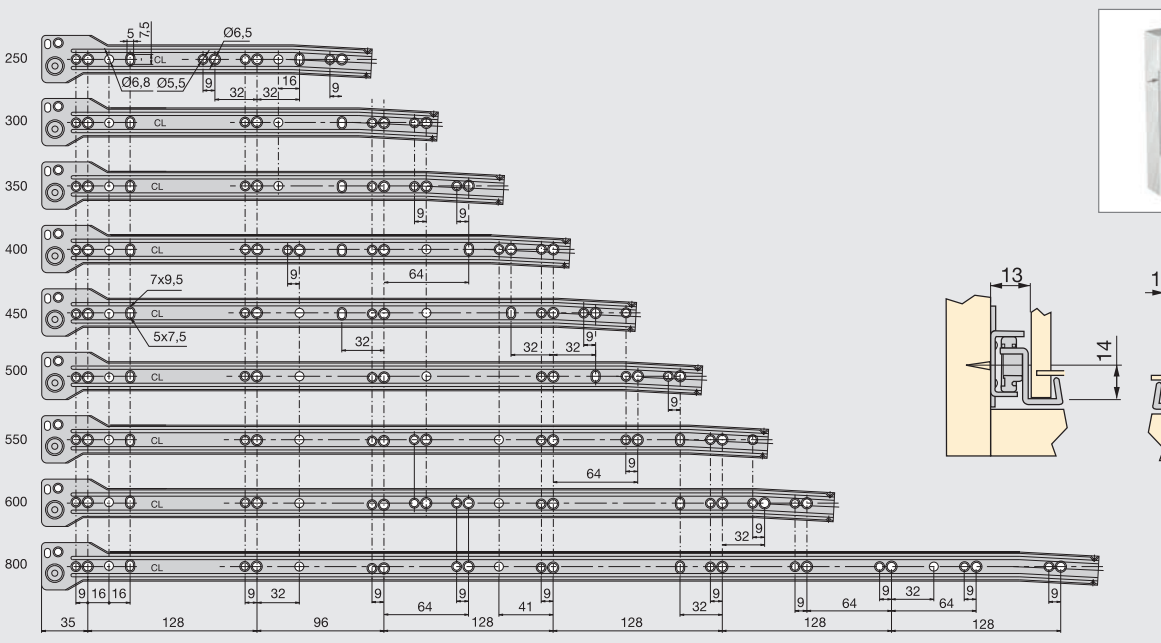

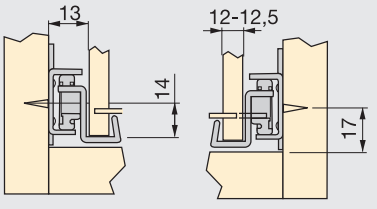

ACCESSORI PER GUIDE A RULLO T30
ACCESSORIES FOR T30 ROLLER SLIDES

Máquina doble automática
Automatic assembly machine

Cod.		
92933	**20**	1

Vari / Various



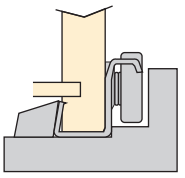

Esempio di montaggio della guida al cassetto.
Desing of the assembled slide.

- Utilizzabile per le guide T30M fino a 550 mm.
- Doppio montaggio.
- Adatta per cassetti da 200 a 1.000 mm di larghezza.
- Peso:130 kg.
- Collegata solo ad aria compressa,
- Pressione aria di lavoro: 8,16 bar
- Manometro di regolazione con chiave.
- Con pedale di azionamento.
- Valvola di sicurezza che impedisce il funzionamento a vuoto.
- Dimensioni: Larghezza 2.100 mm, Profondità 510 mm, Altezza 1.100 mm.
- Macchina conforme alla directiva 89/392/CE.

- For mounting T30M up to 550 mm length.
- Double mounting.
- Suitable for drawers from 200 to 1.000 mm width.
- Weight: 130 kg.
- Only uses compressed air.
- Working air pressure 8,16 bar.
- Pressure regulation gauge.
- Pedal activation.
- Safety valves to prevent empty working with vacuum.
- Dimensions: Width: 2.100 mm, Depth: 510 mm, Height: 1.100 mm
- Machine according to 89/392/CE directive.

Macchina manuale Mago
Mago manual machine

Cod.		
92914	**20**	1

Vari / Various

- Senza limitazioni per quanto riguarda l'altezza e la profondità delle guide.
- Macchina conforme alla directiva 98/37/CE; 2006/95/CE; 2004/108/CE.
- Collegata solo ad aria compressa.
- Pressione aria di lavoro: 6,12-8,16 bar.
- La sequenza delle operazioni per realizzare il montaggio è la seguente:
- Collocare il cassetto con l'interno rivolto verso il basso.
- Posizionare la guida sul cassetto.
- Allineare la guida sulla sponda del cassetto.
- Azzionare la leva: la pinza bloccherà le alette nella sponda del cassetto.
- Ripetere questa ultima operazione per ogni aletta della guida.

- No drawer width or depth limitations.
- Machine according to 98/37/CE; 2006/95/CE; 2004/108/CE directive.
- Only uses compressed air.
- Working air pressure 6,12-8,16 bar.
- The sequence of operations for mounting is as follows:
- Place drawer upside down.
- Position slide on drawer.
- Line up against drawer side.
- Pull the trigger: the clip will fold and nail the tab to the side of the drawer.
- Repeat the latter for each tab on the slide.

15 | Plastica bianca / White plastic
21 | Plastica grigia / Grey plastic
20 | Trasparente / non classificata / Transparent / not defined

Chiusura Soft per guide a rullo T30

Soft close for T30 slides

SLOW

Vite raccomandate Ø4x20 Cod. 5032405 o vite Euro Ø6x17 Cod. 5044005.

Recommended screw Ø4x20 Cod. 5032405 or Euro screw Ø6x17 Cod. 5044005.

L	Cod.		
250 - 300	**40055**	**21**	100
350 - 800	**40056**	**21**	100

Tecnoplastica / Plastic

- Si raccomanda il montaggio di 2 dispositivi per cassetto con il corrispondente attivatore.
- Si consegna per unità giacché si possono montare sia a destra che a sinistra.

- We recommend the installation of 2 mechanisms per drawer, with their corresponding activator.
- Supplied in single units as they can be used for either side.

Attivatore per chiusura Soft di guide a rullo T30

Activator for T30 Soft close slide mechanism

Vite raccomandate Ø3x12 Cod. 5030606.

Recommended screw Ø3x12 Cod. 5030606.

Cod.		
40058	**15**	200

Tecnoplastica / Plastic

Sagoma per montaggio chiusura Soft

Template for Soft close assembly

Cod.		
30094	**15**	1

Tecnoplastica / Plastic

www.emuca.com

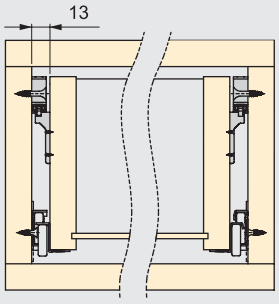

L = 250 ➔ 300

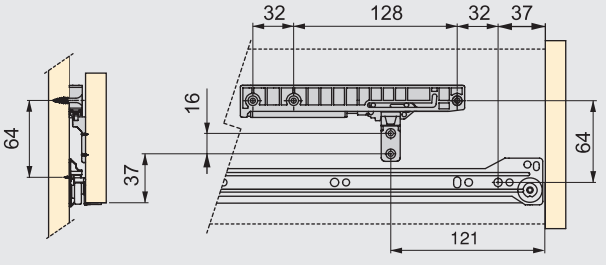

L = 350 ➔ 800

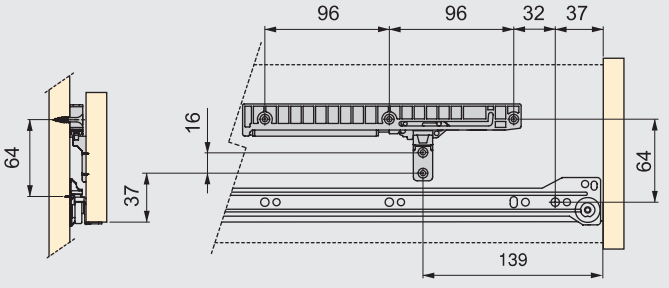

GUIDE A SFERE
BALL BEARING SLIDES

Guide estrazione totale da 45 mm con chiusura soft
45 mm-high full extension slides with soft close

SLOW | 45 | Max. 35 kg

L	Cod.		
300	**43015**	**05**	10
350	**43016**	**05**	10
400	**43017**	**05**	10
450	**43018**	**05**	10
500	**43019**	**05**	10
550	**43020**	**05**	5
600	**43021**	**05**	5
650	**43022**	**05**	5

Acciaio / Steel

L	X	Y	A	B	C
300	121,5	80	96	-	-
350	122	128	72,5	55,5	-
400	160	128	128	55,5	-
450	160	160	128	96	-
500	192	192	128	96	64
550	224	224	128	96	96
600	256	256	128	96	128
650	256	256	128	96	128

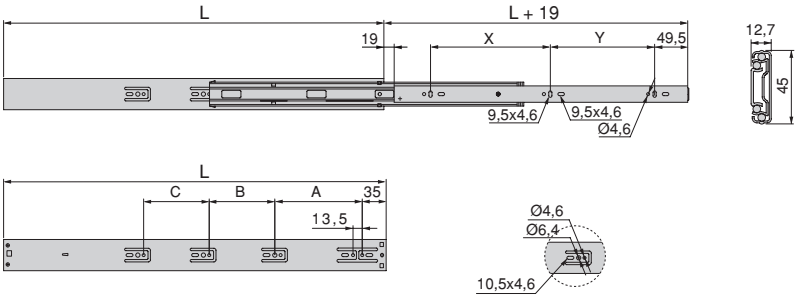

- Il codice indicato corrisponde a un set completo.
- Leva per smontaggio guida.

- The codes shown correspond to a complete left / right set.
- Clip for dismouting the slide

Guide estrazione totale da 45 mm
45 mm-high full extension slides

45 | Max. 30 kg

L	Cod.		
250	**42240**	**05**	15
300	**41771**	**05**	15
350	**41772**	**05**	15
400	**41773**	**05**	15
450	**41774**	**05**	15
500	**41775**	**05**	15
600	**41776**	**05**	15
650	**41777**	**05**	15

Acciaio / Steel

L	X	Y	Z	A	B	C	D
250	-	192	96	160	-	-	-
300	-	224	96	128	192	-	-
350	256	160	96	128	224	-	-
400	288	160	96	128	224	320	-
450	352	192	96	128	224	352	-
500	384	192	96	128	224	352	416
600	480	256	96	128	224	352	480
650	512	256	96	128	224	352	544

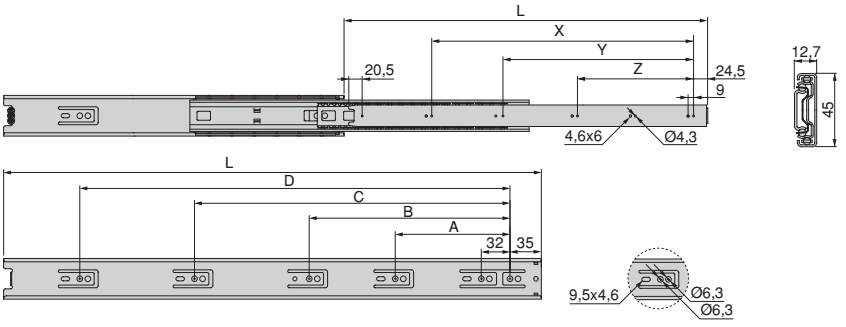

- Il codice indicato corrisponde a un set completo.
- Leva per smontaggio guida.

- The codes shown correspond to a complete left / right set.
- Clip for dismouting the slide

Guide estrazione totale da 45 mm con squadra

45 mm-high full extension slides with brackets

L	Cod.		
300	**43004**	**05**	15
350	**43005**	**05**	15
400	**43006**	**05**	15
450	**43007**	**05**	15
500	**43008**	**05**	15
600	**43009**	**05**	15

Acciaio / Steel

45 | Max. 30 kg

L	X	Y	Z	A	B	C	D
300	305	298	48	160	192	-	-
350	356	348	60	128	224	-	-
400	406	398	60	128	224	320	-
450	457	448	60	128	224	352	-
500	508	498	60	128	224	352	416
600	610	598	60	128	224	352	480

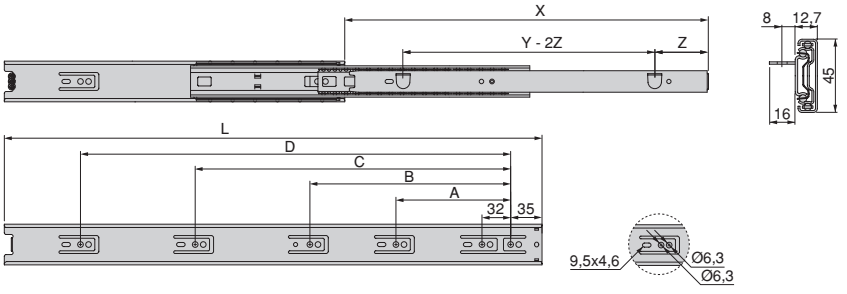

- Il codice indicato corrisponde a un set completo.
- Leva per smontaggio guida.

- The codes shown correspond to a complete left / right set.
- Clip for dismouting the slide

Guide estrazione totale da 37 mm

37 mm-high full extension slides

L	Cod.		
300	**43655**	**05**	20
350	**43656**	**05**	20
400	**43657**	**05**	20
450	**43658**	**05**	20
500	**43659**	**05**	20

Acciaio / Steel

37 | Max. 25 kg

L	A	B	C	D	E	F
300	190	-	64	128	-	-
350	96	160	64	127	64	-
400	128	160	64	128	64	64
450	160	190	64	128	64	64
500	190	224	64	128	128	64
600	256	256	64	128	256	64

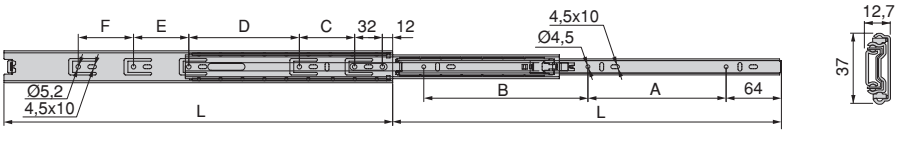

- Il codice indicato corrisponde a un set completo.
- Leva per smontaggio guida.

- The codes shown correspond to a complete left / right set.
- Clip for dismouting the slide

Guide estrazione parziale di altezza da 17 mm

17 mm-high 3/4 extension slides



max. A	min. A	PA	L	C	D	Cod.		
314	182	46	182	4	128	**42071**	**05**	100
354	214	72	214	5	160	**42072**	**05**	100
418	246	72	246	6	192	**42073**	**05**	100
482	278	72	278	7	224	**42074**	**05**	100
546	310	72	310	8	256	**42075**	**05**	100
588	342	96	342	9	288	**42076**	**05**	100
657	374	96	374	10	320	**42077**	**05**	100
780	438	96	438	12	384	**42079**	**05**	100

Acciaio / Steel

Per il montaggio della guida utilizzare vite M4 x 9 Cod.5120107.

We recommend use screws M4 x 9 Cod.5120107.

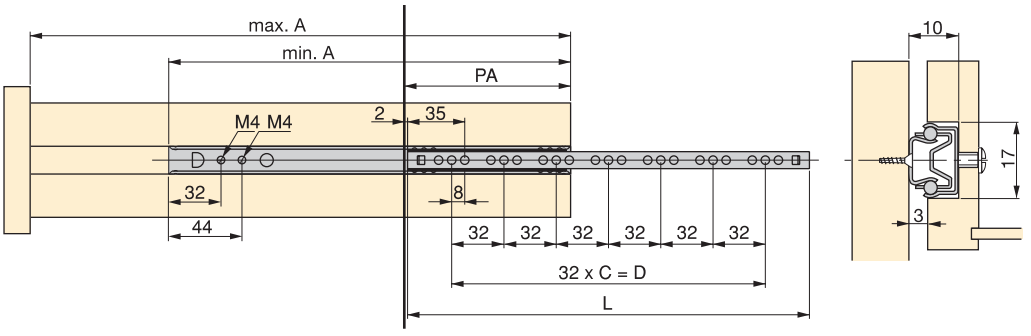

- Il codice indicato corrisponde a un set completo.
- Consultare la casa per guide con bussole premontate Ø8 o Ø10.

- The codes shown correspond to a complete left / right set.
- Please consult for Ø8 or Ø10 insert mounted versions.

Aggancio Spiky

Spiky clip

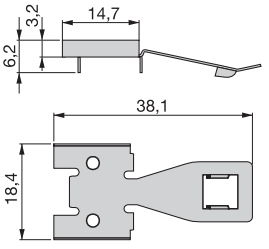

Cod.		
49578	**65**	200

Acero inoxidable
Aço inox

- Per guide estrazione parziale da 17 mm.
- Montaggio senza viti nel fianco del cassetto.
- I clienti con machina per il montaggio dovranno adattarla.

- For 17 mm 3/4 slides.
- Mounting without screws in the drawer side.
- If you use an automatic mounting machine you have to adapt it.

NOTE
NOTES

3.3
85/106

CASSETTI PER UFFICIO, ELEMENTI E ACCESSORI MULTIMEDIALI

Cassetti e schedario Paddock

3.90 Cassetto Padplast
3.97 Schedario Padframe
3.99 Accessori Paddock

Accessori multimediali

3.101 Guide porta tastiera
3.103 Passacavi
3.106 Supporti e piattaforme per TV

DRAWERS FOR OFFICE, ELEMENTS AND MULTIMEDIA ACCESSORIES

Paddock drawers and filing drawers

3.90 Padplast drawer
3.97 Padframe filing drawer
3.99 Paddock accessories

Multimedia accessories

3.101 Extending keyboard shelf runners
3.103 Cable organizers
3.106 Supports and platforms for TV

INFORMAZIONI CASSETTO PADPLAST / PADPLAST DRAWER INFORMATION

CASSETTO PADPLAST
PADPLAST DRAWER

- Prodotto in PS antishock e disponibile in finitura nera.
- Dimensioni del cassetto: 480 x 375 x 84 mm.
- Utilizzabile per moduli con luce interna di 392 mm.
- Cassetto con doppi pareti laterale per occultare le guide.
- Compatibile con guide a sfere di altezza 27 mm estrazione parziale, 35 mm di estrazione totale e 45 mm estrazione totale con chiusura soft.
- Lunghezza di guide 480 mm.
- Arresto laterale per serratura nel lato destro.
- Disponibile per serratura standard e antiribaltamento.
- Cassetto archiviatore con asta portacartelle e squadra frontale.
- Dispone di vassoio porta matite e fresate laterali per montaggio divisori.
- Cassetto impilabile (240 cassetti per Europalet 1.200 x 800 x 2.200 mm).
- Possibilità di montaggio rivettato a mobile metallico.





- Made of impact resistant polystyrene and available in black colour.
- Drawer sizes: 480 x 375 x 84 mm.
- Suitable for module interiors of 392 mm.
- Double lateral wall drawer to conceal the runners.
- Compatible with ball bearing runnners height 27 mm with partial extension, height 35 mm with full extension and 45 mm with full extension and soft close.
- Length of runners 480 mm.
- Locking plastic piece on right side.
- Available for conventional lock and anti-tip lock.
- Can be made into filing drawer with folder hangers and front bracket.
- Pencil tray and side slots for adding dividers.
- Stackable (240 drawers per Europalet 1.200 x 800 x 2.200 mm).
- Can be of riveted to a metallic frame.

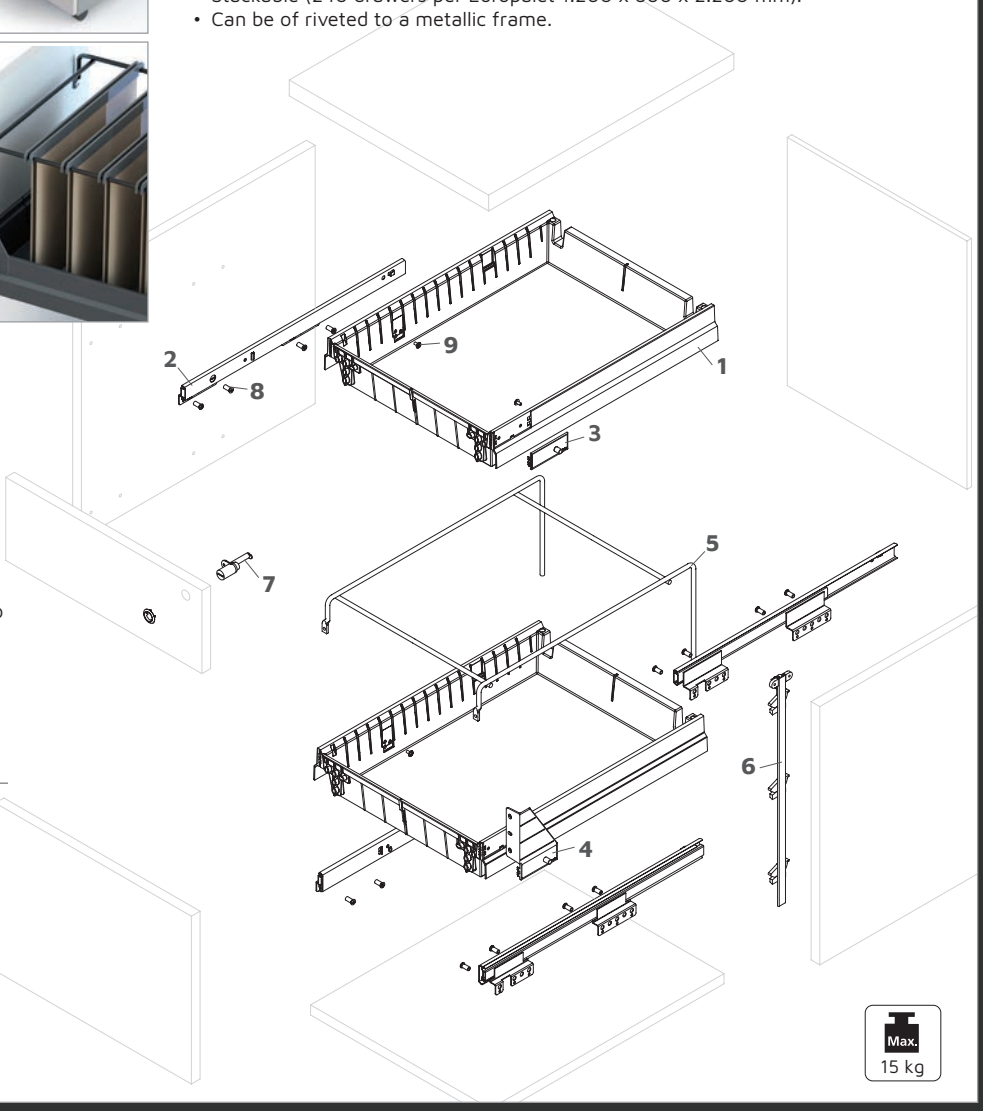

1- Cassetto Padplast
2- Guide per cassetto Padplast
3- Copertura per serrature
4- Squadretta per montaggio frontale cassetto
5- Asta portacartella
6- Asta per serrature
7- Serratura
8- Vite Paddock per montaggio guide
9- Vite M4 per montaggio cassetto

1- Padplast Drawer
2- Runners for Padplast drawer
3- Plastic side cover
4- Brackets to assembly drawer front
5- Folder frame
6- Bar for lock
7- Lock system
8- Paddock screw for runner assembly
9- M4 screw for drawer assembly

INFORMAZIONI CASSETTO PADPLAST / PADPLAST DRAWER INFORMATION

CASSETTO PADPLAST
PADPLAST DRAWER

Il cassetto Padplast è costruito in plastica, disponibile in colore nero. Progettato per essere usato assieme alla serratura standard antiribaltamento per moduli da due o tre cassetti. Dispone di laterali in plastica per nascondere le guide e di vari accessori per creare molteplici varianti.

The Padplast drawer is made of plastic and is available in black. Designed to include the conventional lock or anti-tip lock for two or three-drawer modules. It has a double side wall to hide the slides and accessories, that allow multiple compositions.

Serratura antiribaltamento
Anti-tip lock

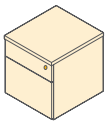

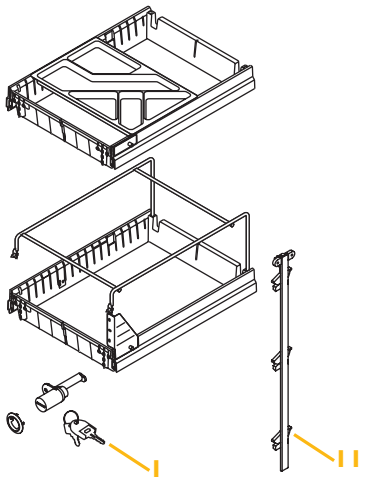

Max. 15 kg

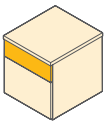

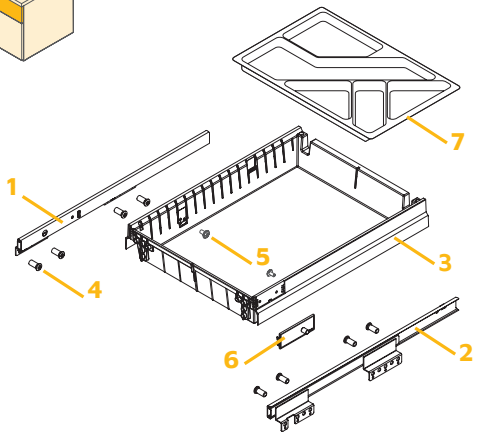

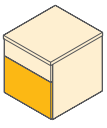

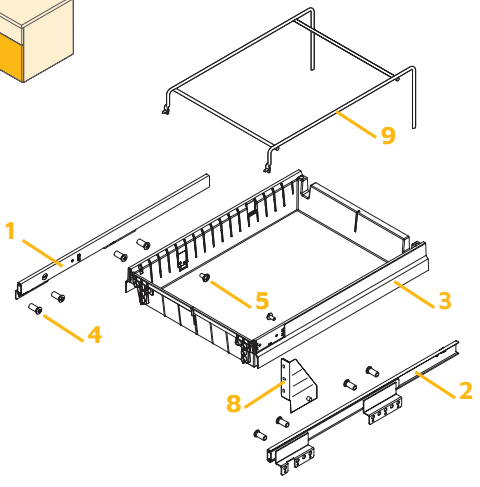

COMPOSIZIONI
COMPOSITIONS

			I	II
392			**30342 07 14**	**30341 03**
				30340 03

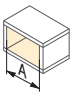
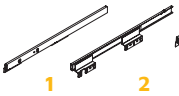
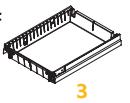

	H		1	2	3	4	5
392	27mm	parciale partial	**3092105**	**3093105**	**3030617**	**3034705**	**5120009**
	35mm	totale total	**3092305**	**3093305**			
	45mm	totale total SLOW	**3029705**	**3030405**			

	A	B
SLOW	**4005621**	**3042117**

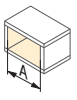

	6	7
392	**3031017**	**3031917**

	8	9
392	**3031417**	**3031814**

INFORMAZIONI CASSETTO PADPLAST / PADPLAST DRAWER INFORMATION

PADPLAST

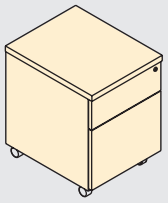

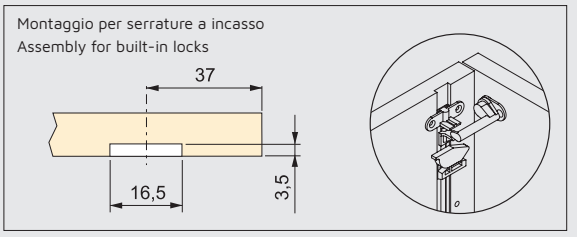

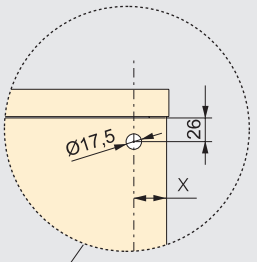

Forature serrature
Lock drilling

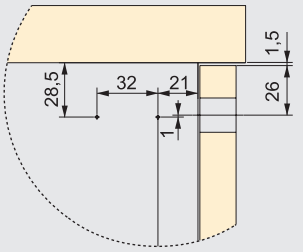

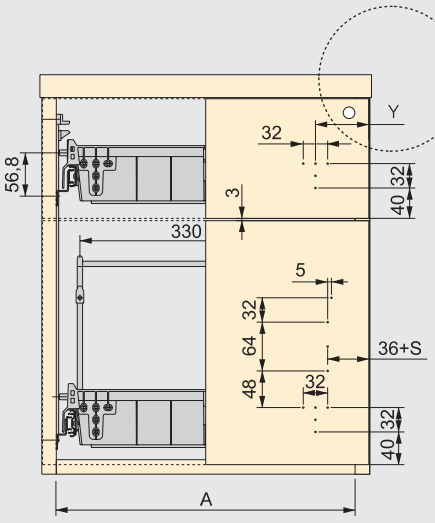

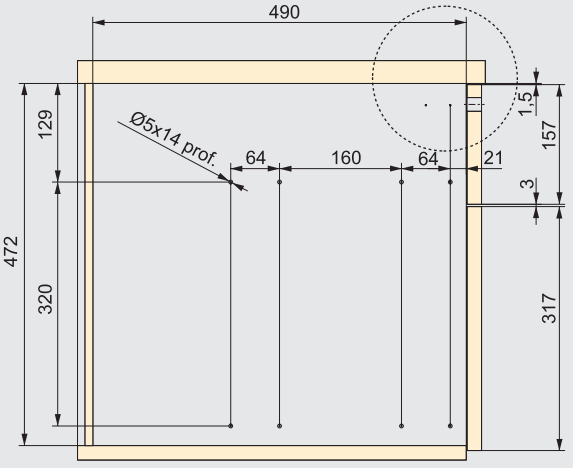

A	X	Y
392	17+S	52+S

S= Sormonto / Overlay

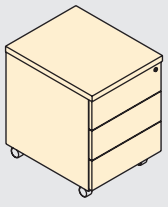

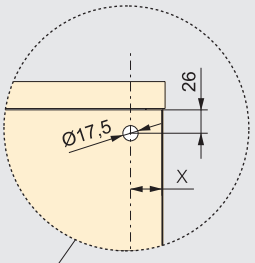

Forature serrature
Lock drilling

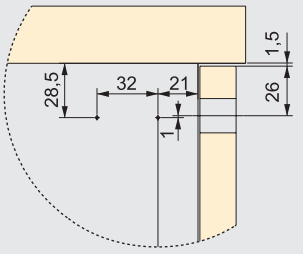

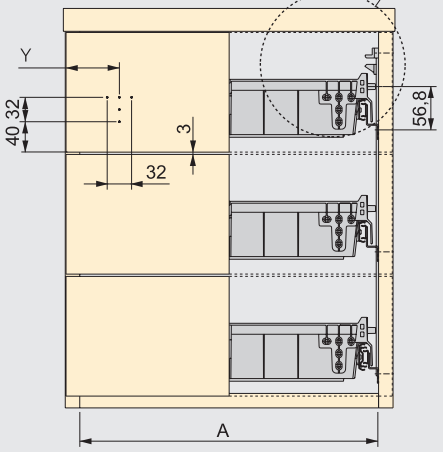

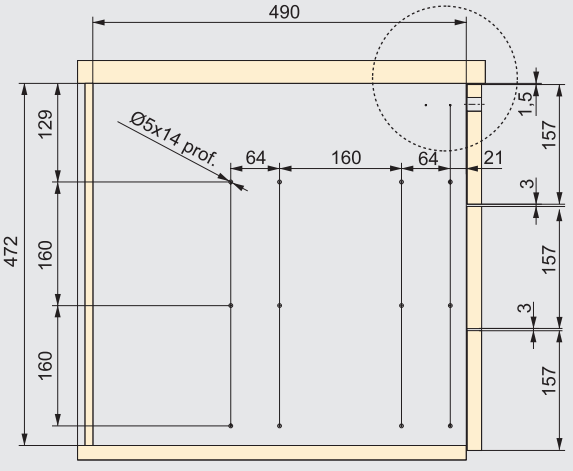

A	X	Y
392	17+S	52+S

S= Sormonto / Overlay

CASSETTO PADPLAST
PADPLAST DRAWER

Cassetto Padplast
Padplast drawer

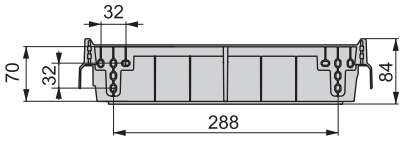

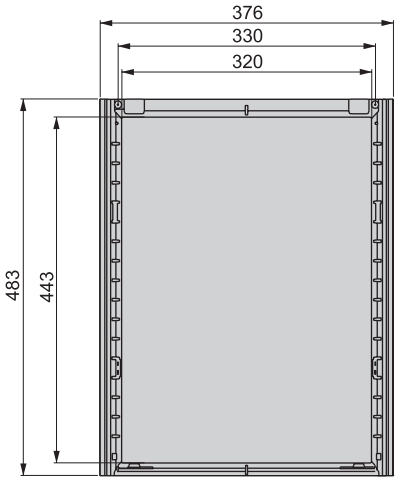

Cod.		
30306	**17**	20

Tecnoplastica / Plastic

3034705

5120009

Vite raccomandata per il montaggio di fronlale: Ø3 x 25 Cod. 5036905.

Recommended screw for the front assembly: Ø3 x 25 Cod. 5036905.

Guida 27 mm estrazione parziale
27 mm-high runner with partial extension

(A) Modulo Module	Descrizione Description	Cod.		
392	Destra / Right	**30931**	**05**	20
392	Sinistra / Left	**30921**	**05**	20

Acciaio / Steel

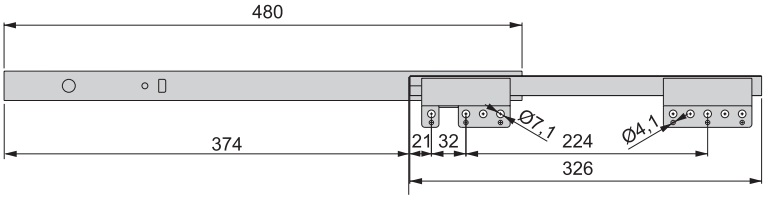

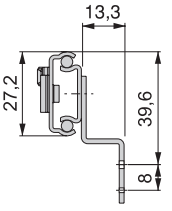

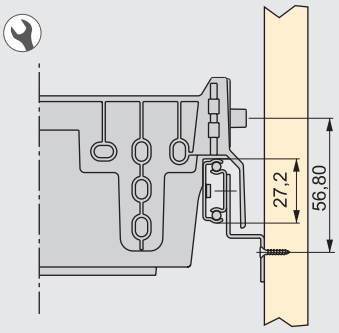

A392

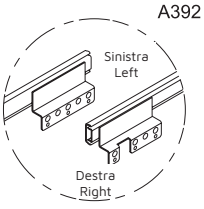

Guida 35 mm estrazione totale

35 mm-high runner with full extension

(A) Modulo Module	Descrizione Description	Cod.		
392	Destra / Right	**30933**	**05**	20
392	Sinistra / Left	**30923**	**05**	20

Acciaio / Steel

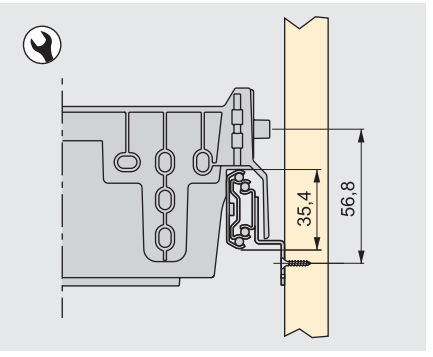

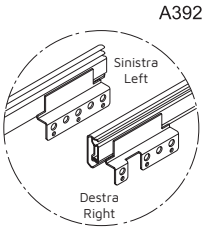

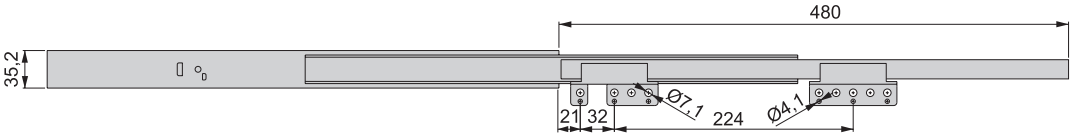

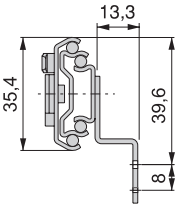

Guida 45 mm estrazione totale

45 mm-high runner with full extension

(A) Modulo Module	Descrizione Description	Cod.		
392	Destra / Right	**30304**	**05**	20
392	Sinistra / Left	**30297**	**05**	20

Acciaio / Steel

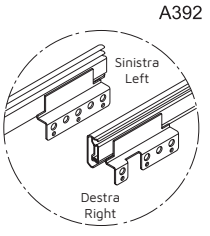

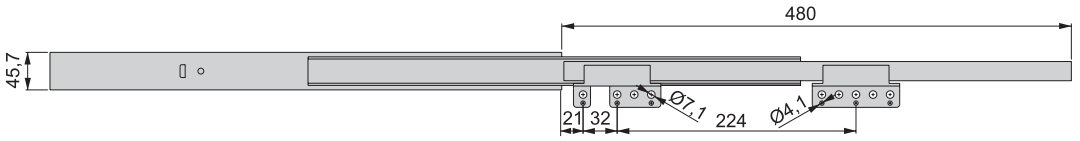

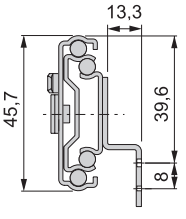

05 Zincato bianco / Zinc plated
17 Plastica nera / Black plastic
21 Plastica grigia / Grey plastic

Chiusura Soft per Padplast

Soft close mechanism for Padplast

Cod.		
40056	**21**	100

Tecnoplastica / Plastic

SLOW

Vite raccomandate Ø4x20 Cod. 5032405 o vite Euro Ø6x17 Cod. 5044005.

Recommended screw Ø4x20 Cod. 5032405 or Euro screw Ø6x17 Cod. 5044005.

- Si raccomanda il montaggio di 2 dispositivi per cassetto con il corrispondente attivatore.
- Si consegna per unità giacché si possono montare sia a destra che a sinistra.
- Non è compatibile con serratura Paddock.

- We recommend the installation of 2 mechanisms per drawer, with their corresponding activator.
- Supplied in single units as they can be used for either side.
- It is not compatible with the Paddock lock.

Attivatore per chiusura Soft Padplast

Activator for Padplast Soft close mechanism

Cod.		
30421	**17**	200

Tecnoplastica / Plastic

Vite raccomandate Ø3x16 Cod. 8017705.
Recommended screw Ø3x16 Cod. 8017705.

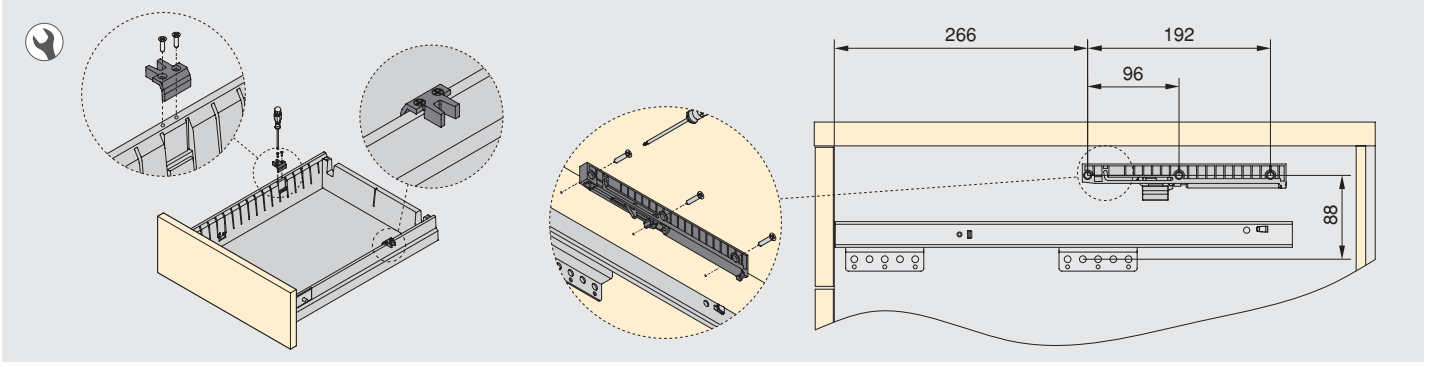

Fermacassetto per serratura antiribaltamento

Stop for anti-tip lock

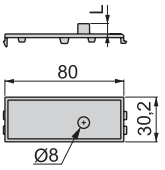

(A) Modulo Module	L	Cod.		
392	9	**30310**	**17**	100

Tecnoplastica / Plastic

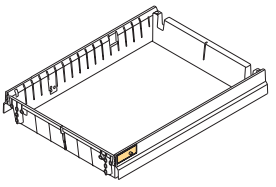

Squadretta per serratura antiribaltamento

Bracket for anti-tip lock

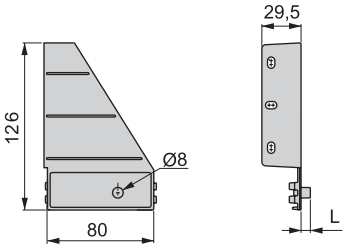

Vite raccomandata:
We recommend screw:
Ø4 x 15 Cod. 50376 05.

(A) Modulo Module	L	Cod.		
392	9	**30314**	**17**	20

Tecnoplastica / Plastic

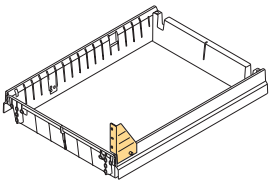

Asta portacartelle

Folder frame

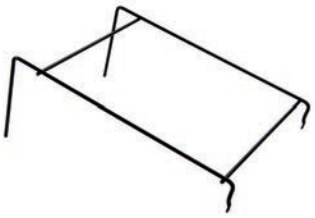

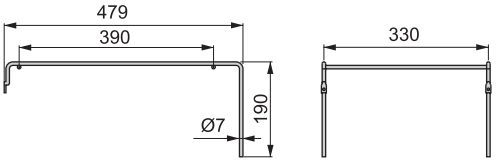

Vite raccomandata:
We recommend screw:
Ø4 x 15 Cod. 5037605.

Cod.		
30318	**14**	20

Acciaio / Steel

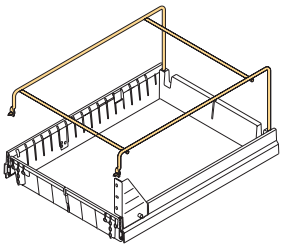

Vaschetta

Tray

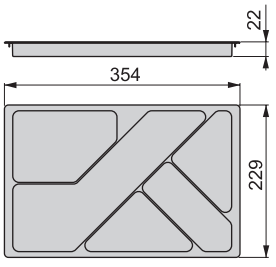

Cod.		
30319	**17**	20

Tecnoplastica / Plastic

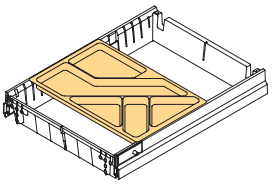

14 Verniciato nero / Black painted
17 Plastica nera / Black plastic

INFORMAZIONI SCHEDARIO PADFRAME / PADFRAME FILING DRAWER INFORMATION

SCHEDARIO PADFRAME
PADFRAME FILING DRAWER



- Per montaggio in armadi o cassettiere.
- Prodotto in lamiera d'acciaio.
- Verniciato nero texturizzato.
- Profondità: DIN A4 e Foolscap.
- Tre misure disponibili per vano luce da 750 a790 mm, 850 a 890 mm e 950 a 990 mm.
- Regolazione in larghezza di 40 mm.
- Compatibile con guide a sfere ad estrazione totale in altezza 45 mm.
- Dotato di 2 separatori porta cartelle.

- For assembly in chest drawer and cabinets.
- Made of steel plate.
- Painted textured black.
- Depth: DIN A4 349 and Foolscap.
- Three available widths for interior spaces of 750 x 790 mm, 850 x 890 mm and 950 x 990 mm.
- 40 mm width adjustment.
- Compatible ball bearing runners, 45 mm high full extension.
- Includes 2 file holders and dividers.



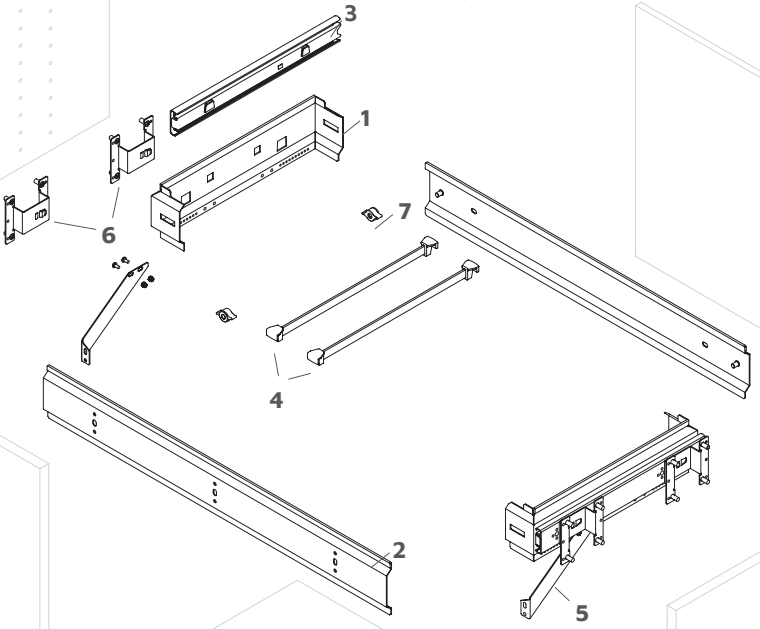

1- Laterali Padframe
2- Traverso Padframe
3- Guide Padframe
4- Separatori porta cartelle
5- Squadretta per frontale cassetto
6- Distanziale per montaggio con porte incernierate
7- Bussole per regolazione e fissaggio

1- Padframe sides
2- Padframe frame
3- Padframe runners
4- Folder dividers
5- Bracket to assembly drawers front
6- Spacer to assembly with hinged doors
7- Sockets for assembly and adjustment

Max. 45 kg

SCHEDARIO PADFRAME
PADFRAME FILING DRAWER

Il schedario Padframe è costruito in acciaio verniciato in nero texturizzato. Grazie alle sue dimensioni, offre variate soluzioni per il montaggio in cassettiere e armadi. Sono modulabili in larghezza grazie alla regolazione 40 mm.

The Padframe folder frames are made of steel sheet, painted in black textured. Thanks to their size they provide solutions for assembly in drawers and cupboards. They can also be adapted width-wise 40 mm.

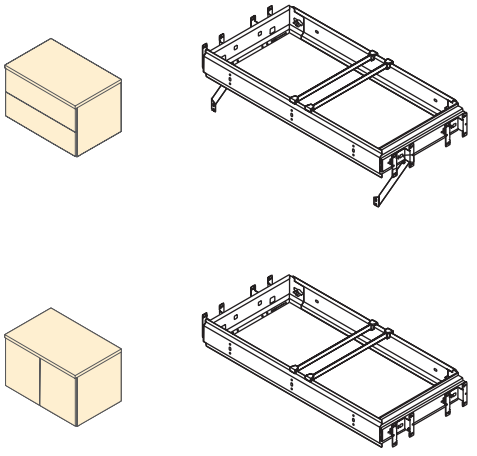

Max. 45 kg

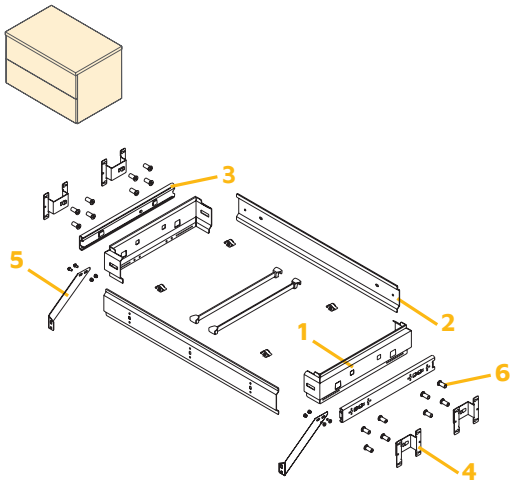

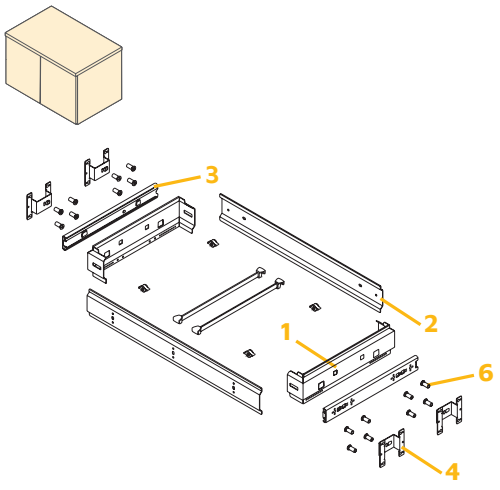

COMPOSICIONES
COMPOSITIONS

A	P	1	2	3	4	5	6
750-790			30331 14				
850-890	350	30330 14	30332 14	30299 05	30305 05	30339 14	30347 05
950-990			30333 14				

A	P	1	2	3	4	6
750-790			30331 14			
850-890	350	30330 14	30332 14	30299 05	30305 05	30347 05
950-990			30333 14			

INFORMAZIONI SCHEDARIO PADFRAME / PADFRAME FILING DRAWER INFORMATION

PADFRAME

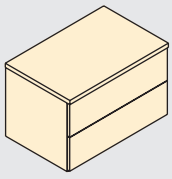

A	B
750 - 790	256
850 - 890	320
950 - 990	352

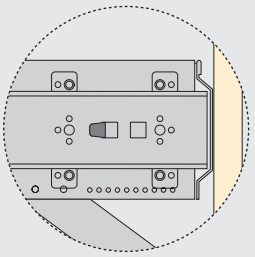

S= Sormonto / Overlay

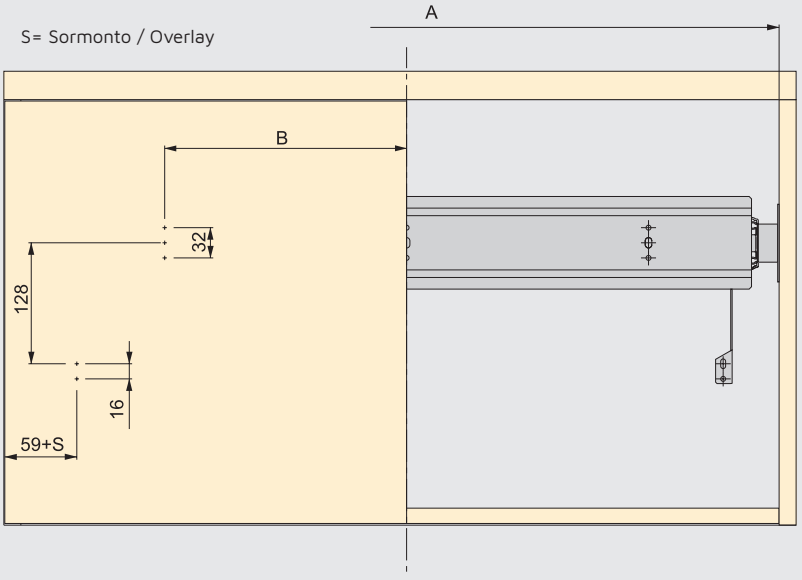

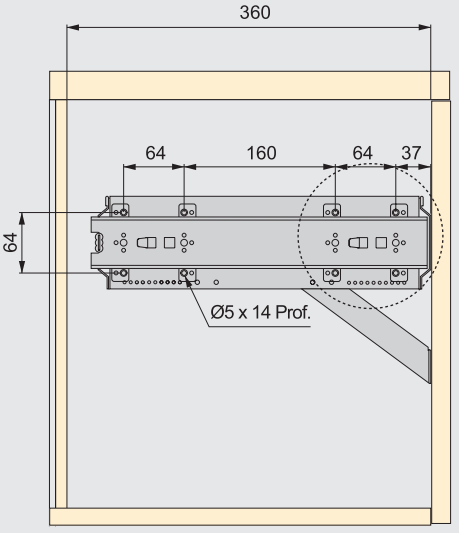

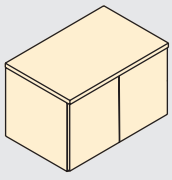

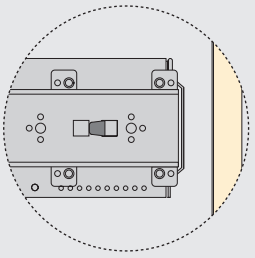

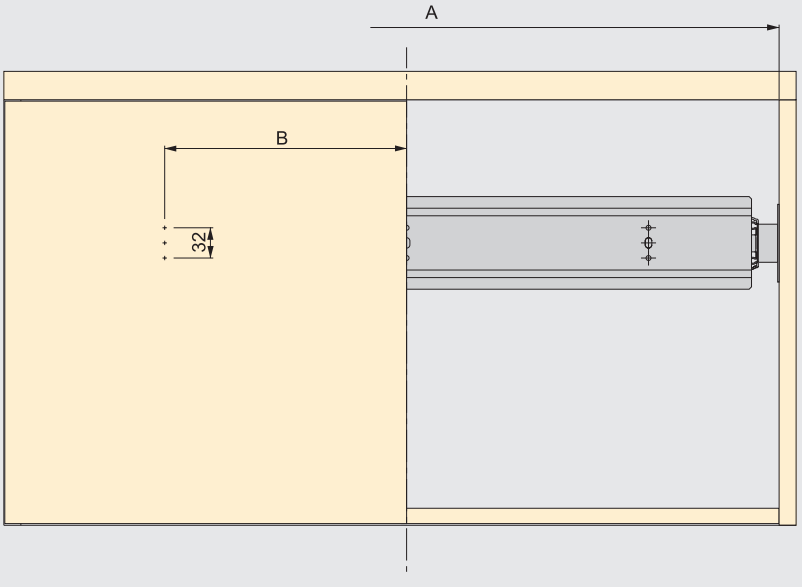

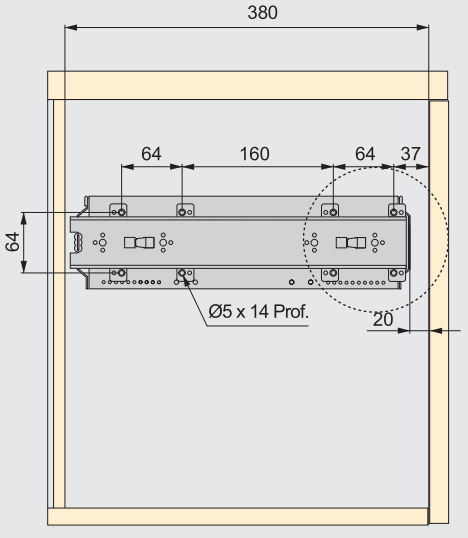

SCHEDARIO PADFRAME
PADFRAME FILING DRAWER

Laterale Padframe
Padframe frame

Prof. Depth	Cod.		
349	**30330**	**14**	5

Acciaio / Steel

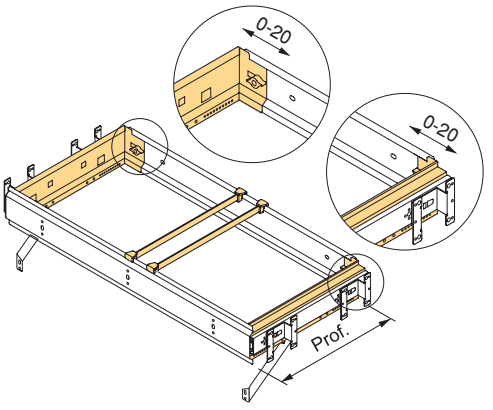

Traverso Padframe
Padframe frame

A	Cod.		
750 - 790	**30331**	**14**	5
850 - 890	**30332**	**14**	5
950 - 990	**30333**	**14**	5

Acciaio / Steel

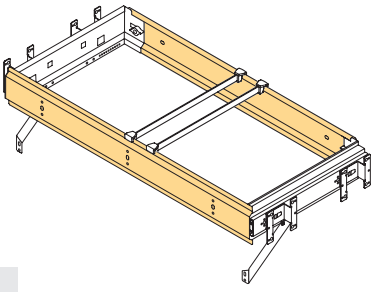

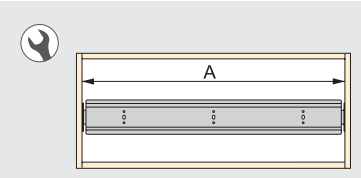

Vite raccomandata — Ø4 x 10 Cod. 5037505.
Recommended screw — Ø4 x 15 Cod. 5037605.

Guida 45 mm estrazione totale
45 mm-high runner with full extension

L	C	Cod.		
350	204,4	**30299**	**05**	10

Acciaio / Steel

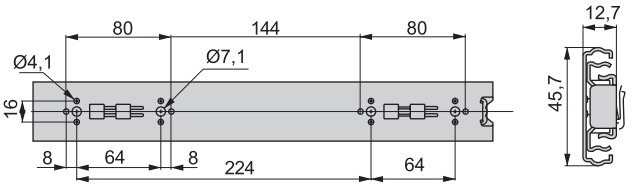

45

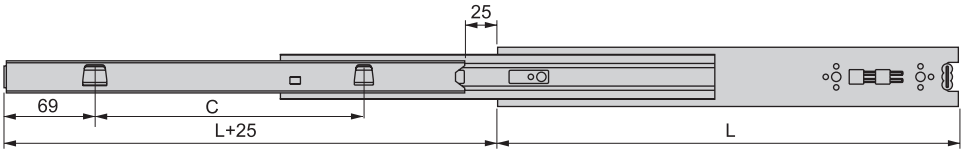

05 | Zincato bianco / Zinc plated
14 | Verniciato nero / Black painted

Distanziale Padframe

Padframe spacer

Cod.		
30305	**05**	40

Acciaio / Steel

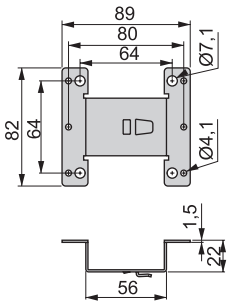

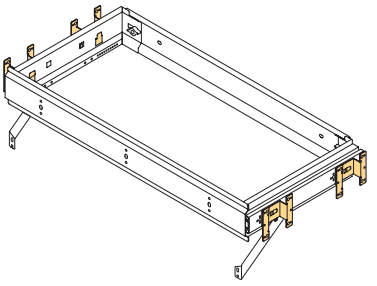

Squadretta per frontale cassetto

Bracket for drawer front

Cod.		
30339	**14**	5

Tecnoplastica / Plastic

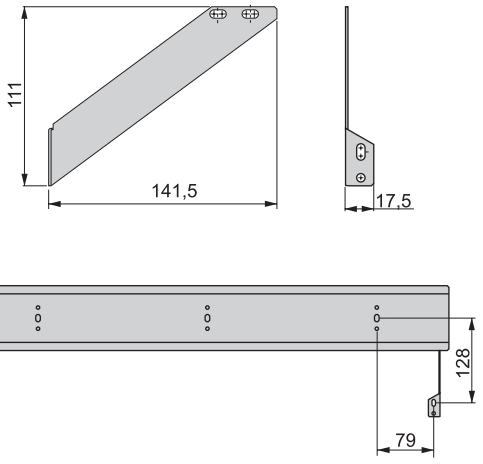

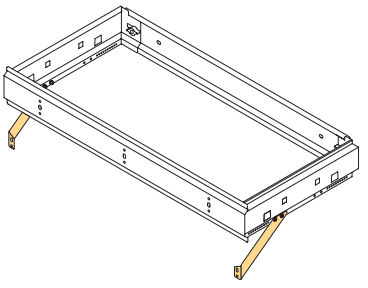

Vite raccomandata
We recommend screw
Ø4 x 10 Cod. 5037505.
Ø4 x 15 Cod. 5037605.

ACCESSORI PADDOCK
PADDOCK ACCESSORIES

Serratura antiribaltamento
Anti-tip lock

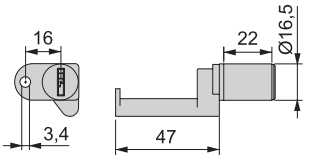

Cod.			
30342	**07**	**14**	50

Acciaio e tecnoplastica
Steel and plastic

Regleta para cerradura anti-vuelco
Anti-tip locking bar

Descrizione Description	C	X	Cod.		
A superficie Surface	8	17	**30340**	**03**	50
Ad incasso Built-in	6	14	**30341**	**03**	50

Acciaio e tecnoplastica
Steel and plastic

A superficie
Surface

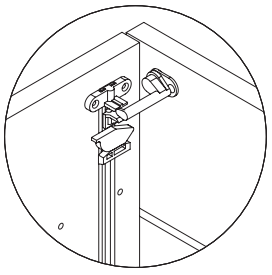

Ad incasso
Built-in

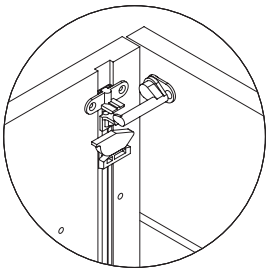

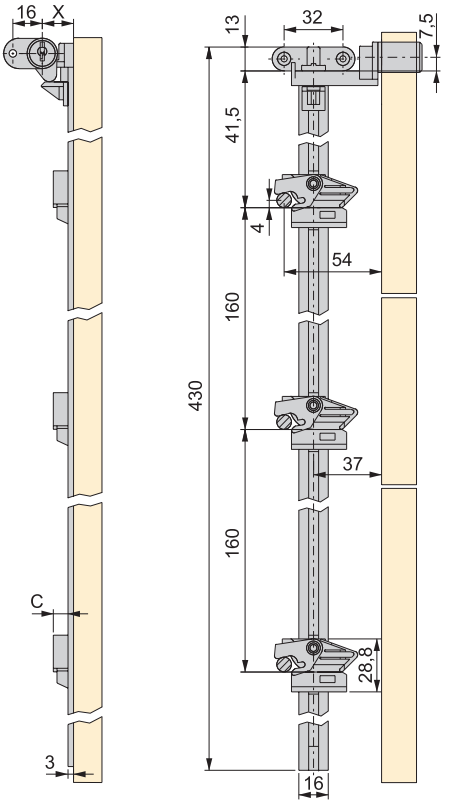

Ad incasso
Built-in

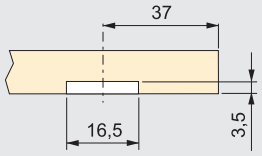

03 | Acciaio grezzo / Natural steel
05 | Zincato bianco / Zinc plated
07 | Nichelato / Nickel plated
09 | Zincato bianco negro / Zinc plated preto
14 | Verniciato nero / Black painted
17 | Plastica nera / Black plastic

Vite Euro Paddock

Paddock Euro screw

L	Cod.		
16	**30347**	**05**	2.000

Acciaio / Steel

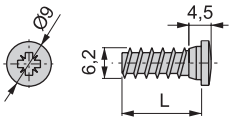

Vite Euro raccomandata per il montaggio delle guide al fianco.

Euro screw recommended for assembling the runners to the side.

Vite M4x7

M4x7 screw

Cod.		
51200	**09**	2.000

Acciaio / Steel

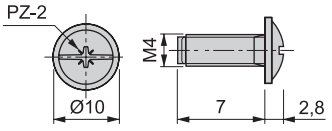

Vite raccomandata per la unione dei cassetti con le guide di altezza 27, 35 e 45 mm.

Recommended screw for assembling the drawer with the runners 27, 35 and 45 mm height.

Vaschetta

Tray

Cod.		
30329	**17**	20

Tecnoplastica / Plastic

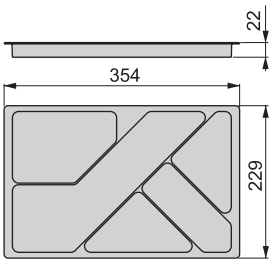

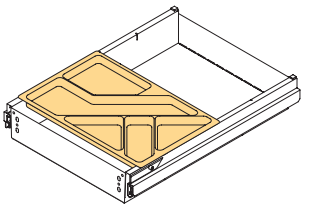

GUIDE PORTA TASTIERA
EXTENDING KEYBOARD SHELF RUNNERS

Guida a sfere con regolazione
Ajustable, ball bearing slide

Cod.		
41934	**09**	20

Acciaio / Steel

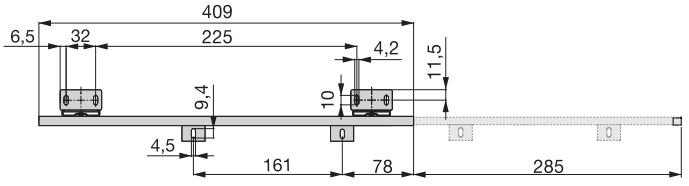

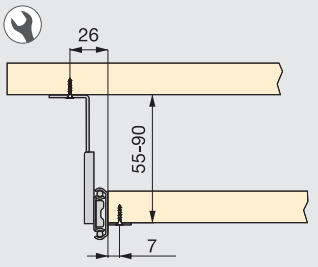

- Le piastre di supporto delle guide possono essere montate con la parte più lunga sia verso l'interno che verso l'esterno della guida stessa.
- Con fermo che permette il blocco del porta tastiera sulla posizione aperta o chiusa.

- The supports can be mounted facing out or in with tabs for screwing on the tray.
- With a closure which permits the keyboard tray to be fixed in its in or out position.

Guida a rulli senza regolazione
Non-adjustable, roller slide

Cod.		
42947	**25**	15

Acciaio / Steel



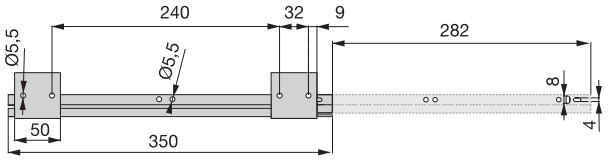

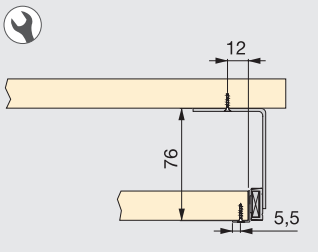

- Chiusura a caduta. Possibilità di ancoraggio laterale.

- Self-closing. May be side mounted.

09 Zincato bianco negro / Zinc plated preto
21 Plastica grigia / Grey plastic
25 Verniciato alluminio / Silver painted

Mickey 2

Cod.	
41931	**21**	5

Acciaio e tecnoplastica
Steel and plastic

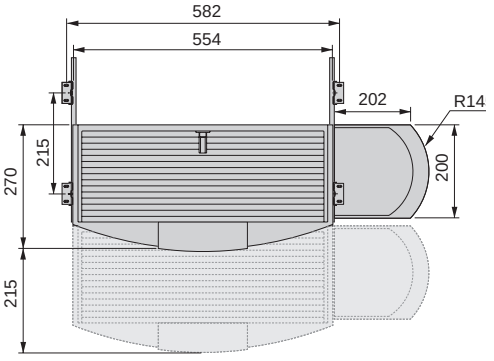

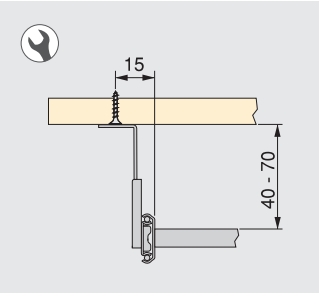

- Con guida a sfere.
- È incluso tappettino per il porta mouse.

- With ball bearing slides.
- A mat is included with the auxiliary mouse tray.

Supporto CPU

CPU support

Cod.	
62169	**25**	1

Acciaio / Steel

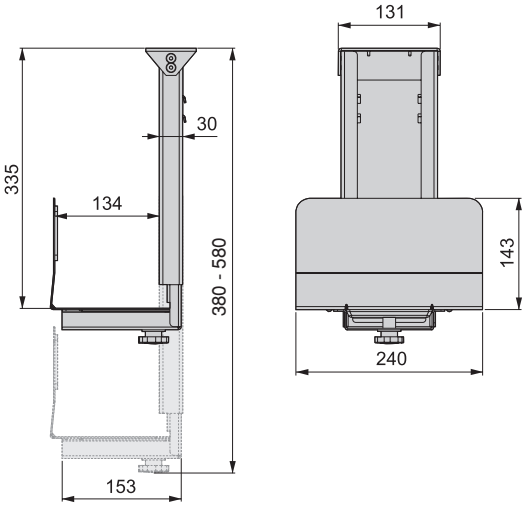

Max.
12 kg

- Si monta nella parte inferiore del tavolo, mediante viti.
- Incluso cuscinetto adesivo per appoggio CPU.

- Screw mounted to the underside of the desk top.
- Adhesive pads for the bottom of the CPU included.

PASSACAVI
CABLE ORGANIZERS

Quadrum

A	B	Cod.		
158	147	**50100**	**62**	5
269	257	**50124**	**62**	5

Alluminio / Aluminium

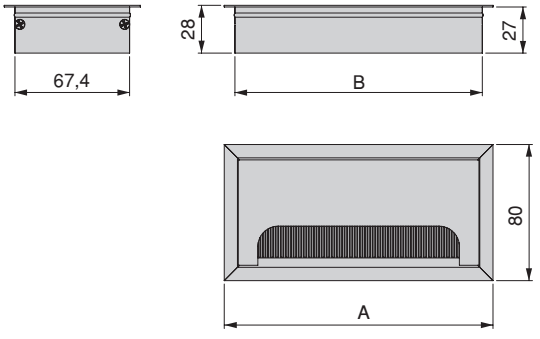

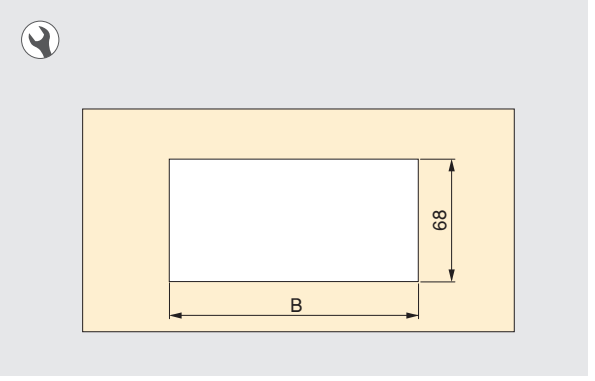

11 | Cromato brillo / Chrome plated
12 | Verniciato bianco / White painted
14 | Verniciato nero / Black painted
62 | Anodizzato opaco / Matt anodized

Plaswire 85

NEW

Cod.				
50125	**11**	**12**	**14**	15

Tecnoplastica / Plastic

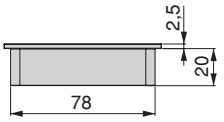

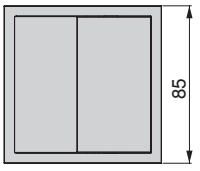

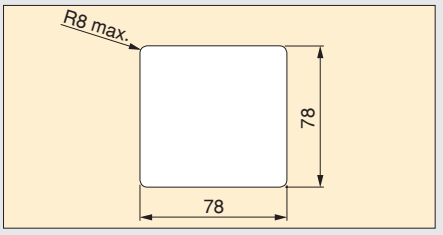

Crux-in 5

Plaswire 152

NEW

Cod.				
50126	**11**	**12**	**14**	10

Tecnoplastica / Plastic

3 posizioni / 3 positions

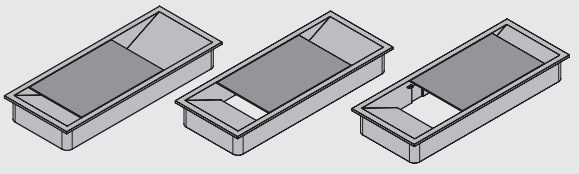

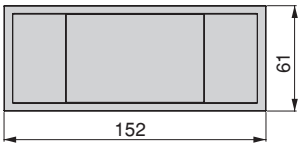

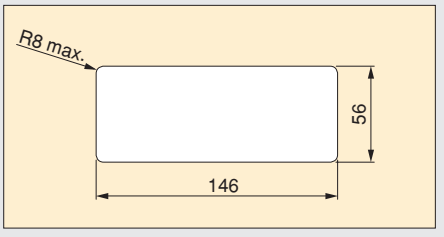

Circum

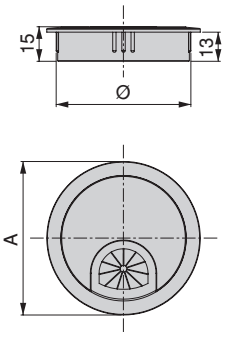

Ø	A	Cod.			
60	68,5	**50067**	**11**	**64**	8
80	90	**50225**	**11**	**64**	7

Tecnoplastica / Plastic

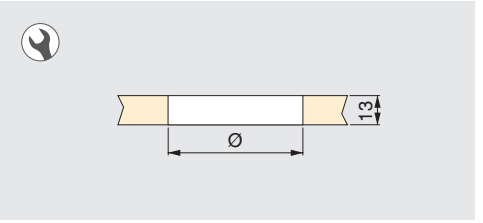

Passacavi da tavolo

Circular cable organizer

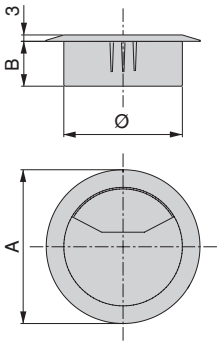

Ø	A	B	Cod.				
60	71	14	**51238**	**15**	**17**	**21**	100
80	95	20	**51239**	-	**17**	**21**	100

Tecnoplastica / Plastic

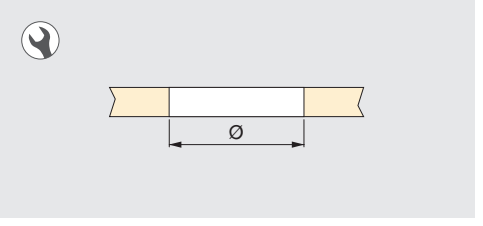

Pipe 4

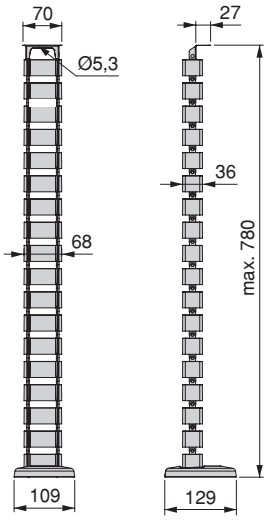

Cod.		
62100	**25**	10

Tecnoplastica / Plastic

11 Cromato brillo / Chrome plated | 14 Verniciato nero / Black painted | 15 Plastica bianca / White plastic | 17 Plastica nera / Black plastic | 21 Plastica grigia / Grey plastic | 25 Verniciato alluminio / Silver painted | 64 Cromato opaco / Matt chrome plated

SUPPORTI E PIATTAFORME PER TV
SUPPORTS AND PLATFOMS FOR TV

Giro

Max. 100 kg

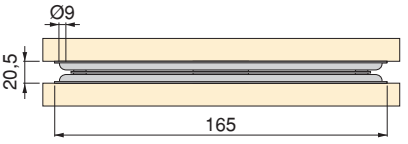

Cod.		
49526	**14**	20

Acciaio / Steel

- Scorrimento mediante sfere.
- Movement with ball bearing.

Lift - Vision

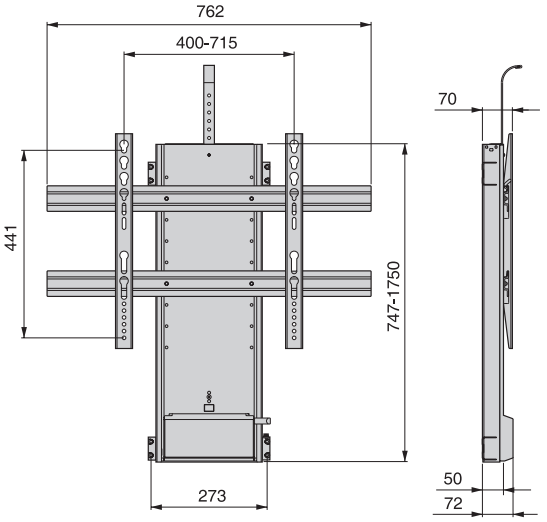

Cod.		
60098	**14**	1

Acciaio / Steel

CE | Min. 5 kg | Max. 100 kg

- Supporto motorizzato per televisioni.
- Corsa del supporto fino ad un metro.
- Comprende interruttore manuale ad incasso e telecomando a distanza a radio frequenza.
- Alimentazione 110-240V AC / 50-60Hz.
- Comprende adattatore tipo G per UK.
- Dispositivo di sicurezza con ritorno in discesa per evitare impigliamento.
- Fine corsa regolabile in discesa.
- Compatibili con agganci televisori VESA: 200x100 - 200x200 - 300x300 - 400x100 400x200 - 400x400 - 600x100 - 600x200 - 600x400.
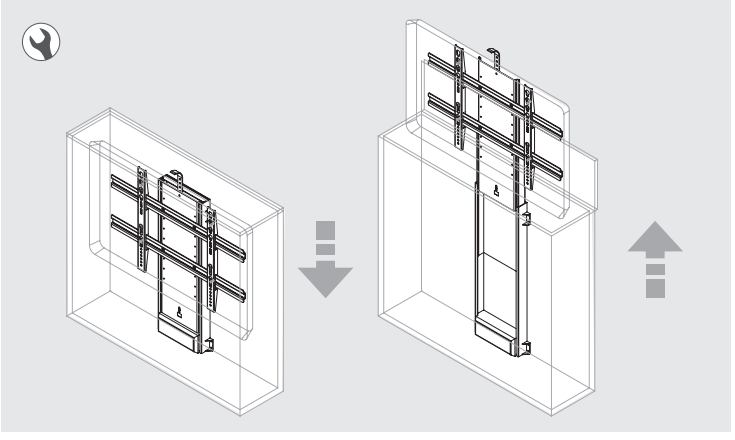
- Motorized lifting support for televisions.
- Route of the support until a meter.
- Has a manual switch which can be set into the cabinet, and a radio operated remote control.
- It requires an electrical supply of 110-240 VAC / 50-60Hz.
- Includes a type G adapter (UK).
- A push-back safety mechanism is in place to avoid anything getting caught as the television is lowered.
- End of adjustable race in the slope.
- Compatible with televisions VESA: 200x100 - 200x200 - 300x300 - 400x100 - 400x200 - 400x400 - 600x100 - 600x200 - 600x400.